

G. M. KAPADIA & CO.

(REGISTERED)

CHARTERED ACCOUNTANTS

1007, RAHEJA CHAMBERS, 213, NARIMAN POINT, MUMBAI 400 021. INDIA

PHONE : (91-22) 6611 6611 FAX : (91-22) 6611 6600

INDEPENDENT AUDITOR'S REPORT TO THE MEMBERS OF M POWER MICRO FINANCE PRIVATE LIMITED

Report on the Standalone Financial Statements

Opinion

We have audited the accompanying standalone financial statements of **M Power Micro Finance Private Limited** ("the Company") which comprise the Balance Sheet as at March 31, 2024, the Statement of Profit and Loss (including other comprehensive income), Statement of Changes in Equity and Cash Flow Statement for the year ended, and notes to standalone financial statements including a summary of material accounting policies and other explanatory information ("the standalone financial statements").

In our opinion and to the best of our information and according to the explanations given to us, the aforesaid standalone financial statements give the information required by the Companies Act, 2013 ("the Act") in the manner so required and give a true and fair view in conformity with the Indian Accounting Standard prescribed under section 133 of the Act ("Ind AS") and the accounting principles generally accepted in India, of the state of affairs of the Company as at March 31, 2024, its profit (including other comprehensive income), the changes in equity and its cash flows for the year ended on that date.

Basis for Opinion

We conducted our audit in accordance with the Standards on Auditing ("SAs") specified under section 143(10) of the Act. Our responsibilities under those Standards are further described in the *Auditor's Responsibilities for the Audit of the Standalone Financial Statements* section of our report. We are independent of the Company in accordance with the Code of Ethics issued by the Institute of Chartered Accountants of India ("ICAI") together with the ethical requirements that are relevant to our audit of the standalone financial statements under the provisions of the Act and the rules thereunder, and we have fulfilled our other ethical responsibilities in accordance with these requirements and the Code of Ethics. We believe that the audit evidence we have obtained is sufficient and appropriate to provide a basis for our opinion.

Information other than the Financial Statements and Auditors' Report thereon
The Management and the Board of Directors of the Company are responsible for the other information. The other information obtained at the date of this report is report of the board of directors, but does not include the standalone financial statements and our report thereon.

Our opinion on the standalone financial statements does not cover the other information and we do not express any form of assurance conclusion thereon.

In connection with our audit of the standalone financial statements, our responsibility is to read the other information and, in doing so, consider whether the other information is materially



inconsistent with the standalone financial statements or our knowledge obtained in the audit, or otherwise appears to be materially misstated.

If, based on the work we have performed on the other information obtained prior to the date of this auditor's report, we conclude that there is a material misstatement of this other information, we are required to report that fact. We have nothing to report in this regard.

Responsibility of Management for the Standalone Financial Statements

The Company's management is responsible for the matters stated in section 134(5) of the Act with respect to the preparation of these standalone financial statements that give a true and fair view of the financial position, financial performance including other comprehensive income, changes in equity and cash flows of the Company in accordance with the accounting principles generally accepted in India, including Ind AS specified under section 133 of the Act, read with rules made thereunder and the relevant provisions of the Act.

This responsibility also includes maintenance of adequate accounting records in accordance with the provisions of the Act for safeguarding the assets of the Company and for preventing and detecting frauds and other irregularities; selection and application of appropriate accounting policies; making judgments and estimates that are reasonable and prudent; and design, implementation and maintenance of adequate internal financial controls, that were operating effectively for ensuring the accuracy and completeness of the accounting records, relevant to the preparation and presentation of the standalone financial statements that give a true and fair view and are free from material misstatement, whether due to fraud or error.

In preparing the standalone financial statements, management is responsible for assessing the Company's ability to continue as a going concern, disclosing, as applicable, matters related to going concern and using the going concern basis of accounting unless management either intends to liquidate the Company or to cease operations, or has no realistic alternative but to do so.

The management are also responsible for overseeing the Company's financial reporting process.

Auditor's Responsibility for the Standalone Financial Statements

Our objectives are to obtain reasonable assurance about whether the standalone financial statements as a whole are free from material misstatement, whether due to fraud or error, and to issue an auditor's report that includes our opinion. Reasonable assurance is a high level of assurance, but is not a guarantee that an audit conducted in accordance with SAs will always detect a material misstatement when it exists. Misstatements can arise from fraud or error and are considered material if, individually or in the aggregate, they could reasonably be expected to influence the economic decisions of users taken on the basis of these standalone financial statements.

As part of an audit in accordance with SAs, we exercise professional judgment and maintain professional skepticism throughout the audit. We also:

- Identify and assess the risks of material misstatement of the standalone financial statements, whether due to fraud or error, design and perform audit procedures responsive to those risks, and obtain audit evidence that is sufficient and appropriate to provide a basis for our opinion. The risk of not detecting a material misstatement resulting from fraud is higher than for one



resulting from error, as fraud may involve collusion, forgery, intentional omissions, misrepresentations, or the override of internal control.

- Obtain an understanding of internal control relevant to the audit in order to design audit procedures that are appropriate in the circumstances. Under section 143(3)(i) of the Act, we are also responsible for expressing our opinion on whether the Company has adequate internal financial controls system with reference to the standalone financial statements in place and the operating effectiveness of such controls.
- Evaluate the appropriateness of accounting policies used and the reasonableness of accounting estimates and related disclosures made by management.
- Conclude on the appropriateness of management's use of the going concern basis of accounting and, based on the audit evidence obtained, whether a material uncertainty exists related to events or conditions that may cast significant doubt on the Company's ability to continue as a going concern. If we conclude that a material uncertainty exists, we are required to draw attention in our auditor's report to the related disclosures in the standalone financial statements or, if such disclosures are inadequate, to modify our opinion. Our conclusions are based on the audit evidence obtained up to the date of our auditor's report. However, future events or conditions may cause the company to cease to continue as a going concern.
- Evaluate the overall presentation, structure and content of the standalone financial statements, including the disclosures and whether the standalone financial statements represent the underlying transactions and events in a manner that achieves fair presentation.

We communicate with those charged with governance regarding, among other matters, the planned scope and timing of the audit and significant audit findings, including any significant deficiencies in internal control that we identify during our audit.

We also provide those charged with governance with a statement that we have complied with relevant ethical requirements regarding independence, and to communicate with them all relationships and other matters that may reasonably be thought to bear on our independence, and where applicable, related safeguards.

Report on Other Legal and Regulatory Requirements

1. As required by the Companies (Auditor's Report) Order, 2020 ("the Order"), issued by the Central Government of India in terms of section 143(11) of the Act, we give in the "Annexure A", a statement on the matters specified in paragraph 3 and 4 of the said Order, to the extent applicable to the Company.
2. As required by section 143(3) of the Act, we report that:
 - i. We have sought and obtained all the information and explanations which to the best of our knowledge and belief were necessary for the purpose of our audit;
 - ii. In our opinion, proper books of account as required by law have been kept by the Company so far as it appears from our examination of those books except for part compliance with the requirement of audit trail as stated in paragraph ix(f) below;



- iii. The Balance Sheet, the Statement of Profit and Loss (including other comprehensive income), the Statement of Changes in Equity and the Cash Flow Statement dealt with by this Report are in agreement with the books of account;
- iv. In our opinion, the aforesaid financial statements comply with the Ind AS specified under section 133 of the Act, read with the rules made thereunder and the relevant provisions of Act;
- v. On the basis of the written representations received from the Directors as on March 31, 2024 and taken on record by the Board of Directors, none of the Directors are disqualified as on March 31, 2024 from being appointed as a director in terms of section 164(2) of the Act;
- vi. With respect to the maintenance of accounts and other matters connected therewith, reference is made in the paragraph ix(f) below on reporting under rule 11(g) of the Companies (Audit and Auditors) Rule, 2014;
- vii. With respect to the adequacy of the internal financial controls with reference to standalone financial statements of the Company and the operating effectiveness of such controls, we give our separate report in "Annexure B";
- viii. Since the Company is a private limited company, the provisions of section 197 of the Act are not applicable. Accordingly, no reporting is required with respect to the other matters to be included in the Auditor's Report in accordance with the requirements of section 197(16) of the Act; and
- ix. With respect to the other matters to be included in the Auditor's Report in accordance with rule 11 of the Companies (Audit and Auditors) Rules, 2014, as amended, in our opinion and to the best of our information and according to the explanations given to us:
 - a) The Company does not have any pending litigations, which would impact the financial position of the Company;
 - b) The Company did not have any material foreseeable losses on long-term contracts including derivative contracts;
 - c) There has been no amounts which are required to be transferred to the Investor Education and Protection Fund by the Company.
 - d) (i) The Management has represented that, to the best of its knowledge and belief as stated in note no. 4.23, no funds have been advanced or loaned or invested (either from borrowed funds or share premium or any other sources or kind of funds) by the Company to or in any other person or entity, including foreign entity ("Intermediaries"), with the understanding, whether recorded in writing or otherwise, that the Intermediary shall, whether, directly or indirectly lend or invest in other persons or entities identified in any manner whatsoever by or on behalf of the Company ("Ultimate Beneficiaries") or provide any guarantee, security or the like on behalf of the Ultimate Beneficiaries;



- (ii) The Management has represented, that, to the best of its knowledge and belief as stated in note no. 4.23, no funds have been received by the Company from any person or entity, including foreign entity ("Funding Parties"), with the understanding, whether recorded in writing or otherwise, that the Company shall, whether, directly or indirectly, lend or invest in other persons or entities identified in any manner whatsoever by or on behalf of the Funding Party ("Ultimate Beneficiaries") or provide any guarantee, security or the like on behalf of the Ultimate Beneficiaries;
- (iii) Based on the audit procedures performed by us that has been considered reasonable and appropriate in the circumstances, nothing has come to our notice that has caused us to believe that the representations under sub-clause (i) and (ii) above, contain any material misstatement; and
- e) The Company has neither declared nor paid any dividend during the year.
- f) Based on our examination, which included test checks, the Company has used accounting software for maintaining its books of account which have a feature of recording audit trail (edit log) facility and that has operated throughout the year for all relevant transactions recorded in the software. However, we are unable to comment on whether the audit trail feature was tampered with or not during the audit period, as the administrator had the ability to disable the audit trail.

As proviso to Rule 3(1) of the Companies (Accounts) Rules, 2014 is applicable from the period April 1, 2023 reporting under Rule 11(g) of the Companies Act (Audit and Auditors) Rules, 2014 on preservation of audit trail as per the statutory requirements for record retention is not applicable for the financial year ending March 31, 2024.

For G. M. Kapadia & Co.
Chartered Accountants
Firm Registration No. 104767W



Atul Shah

Atul Shah
Partner

Membership No. 039569

UDIN : 24039569BKAUPG1434

Mumbai

Date: August 21, 2024

ANNEXURE A TO THE INDEPENDENT AUDITOR'S REPORT

(Referred to in paragraph 1 under 'Report on Other Legal and Regulatory Requirements' section of our report of even date to the members of M Power Micro Finance Private Limited)

To the best of our information and according to the explanations provided to us by the Company and the books of account and records examined by us in the normal course of audit, we state that:

- (i) (a) (A) The Company has maintained proper records showing full particulars, including quantitative details and situation of Property, Plant and Equipment.
- (B) The Company has maintained proper records showing full particulars of Intangible Asset.
- (b) The Property, Plant and Equipment, were physically verified during the year by the Management which, in our opinion, is reasonable having regard to the size of the Company and nature of its business and no material discrepancies were noticed on such verification.
- (c) The Company does not own any immovable properties. The lease agreements, where the company is the lessee, are duly executed in the favour of the company. Accordingly, reporting under paragraph 3(i)(c) of the Order is not applicable.
- (d) The Company has not revalued its Property, Plant and Equipment or Intangible Assets during the year. Accordingly, reporting under paragraph 3(i)(d) of the Order is not applicable.
- (e) No proceedings have been initiated or are pending against the Company for holding any benami property under the Benami Transactions (Prohibition) Act, 1988 and rules made thereunder. Accordingly, reporting under paragraph 3(i)(e) of the Order is not applicable.
- (ii) (a) The Company does not hold any inventory as it is primarily engaged in lending activities. Accordingly, reporting under paragraph 3(ii)(a) of the Order is not applicable.
- (b) During the year, the Company has not been sanctioned any working capital limits. Accordingly, reporting under paragraph 3(ii)(b) of the Order is not applicable.
- (iii) The Company is a non-deposit taking non-banking financial company - micro-finance institution ("NBFC-MFI") registered with Reserve Bank of India ("RBI").
- During the year, in the ordinary course of its business, the Company has granted loans and advances in the nature of unsecured loans to other parties. With respect to such loans and advances in the nature of loans:
- (a) As the principal business of the Company is to give loans, the paragraph 3(iii)(a) of the Order is not applicable to the Company.



- (b) The security given and the terms and conditions of the grant of all loans and advances in the nature of loans in the normal course of business are not prejudicial to the interest of the Company.
- (c) In respect of loans and advances in the nature of loans granted during the year in the ordinary course of business, the schedule of repayment of principal and payment of interest have been stipulated and the repayment of loan and receipts of interest are generally regular except there were cases which were not repaid / paid when they were due or were repaid / paid with a delay. Such loans have been accounted for in accordance with the Company's policy on asset classification and provisioning as described in note 1.2.5 to the standalone financial statements.

Having regard to the voluminous nature of loan transactions, it is not practicable to furnish party-wise details of irregularities in this report. However, such details are available with the Company. For details of total loans and advances which were overdue as of March 31, 2024, refer note no. 2.03 to the standalone financial statements.

- (d) The following amounts were overdue for more than ninety days as on March 31, 2024 from individuals to whom loans have been granted. The Company has taken reasonable steps for recovery of the overdue amount of principal and interest.

(Rs. In Lakhs)

Number of Cases	Principal Amount Overdue	Interest Overdue	Total Overdue
11253	901.99	295.62	1197.61

- (e) The provisions of paragraph 3(iii)(e) of the Order are not applicable to the Company as its principal business is to give loans.
- (f) The Company has not granted any loans or advances in the nature of loans that were either repayable on demand or without specifying any terms or period of repayment.
- (iv) The Company has not advanced loans or made investments in or provided guarantees or security to parties covered under section 185 and 186 of the Act. Hence reporting under paragraph 3(iv) of the Order is not applicable.
- (v) The Company is a non-banking finance company and consequently is exempt from provisions of section 73 or any other relevant provisions of the Act. Accordingly, reporting under paragraph 3(v) of the Order is not applicable.
- (vi) The maintenance of cost records has not been specified by the Central Government under section 148(1) of the Act, for the business activities carried out by the Company. Hence reporting under paragraph 3(vi) of the Order is not applicable.
- (vii) In respect of statutory dues:
- (a) The Company is regular in depositing undisputed statutory dues including Goods and Services Tax, provident fund, employees' state insurance, income-tax, sales-tax, service tax, duty of customs, duty of excise, value added tax, cess, and any



other statutory dues, as applicable, to the appropriate authorities. According to the information and explanations given to us and based on verification carried out by us on test basis, there are no arrears of statutory dues outstanding as on the last day of the financial year concerned for a period of more than six months from the date, they became payable.

- (b) There are no statutory dues referred in sub-clause (a) above which have not been deposited on account of disputes as on March 31, 2024.
- (viii) The Company has not surrendered or disclosed any transaction, previously unrecorded in the books of account, in the tax assessments under the Income-tax Act, 1961 as income during the year. Accordingly, the requirement to report on paragraph 3(viii) of the Order is not applicable.
- (ix) (a) The Company has not defaulted in repayment of loans or other borrowings or in the payment of interest thereon to any lender.
- (b) The Company has not been declared as wilful defaulter by any bank or financial institution or other lender.
- (c) The term loans availed by the Company during the year, were applied by the Company for the purposes for which the loans were obtained.
- (d) According to the information and explanations given to us and based on verification carried out by us, the Company has not raised funds on short term basis. Accordingly, reporting on paragraph 3(ix)(d) of the Order is not applicable.
- (e) The Company does not have subsidiary, associate or joint venture. Accordingly, reporting on paragraph 3(ix)(e) of the Order is not applicable.
- (f) The Company does not have subsidiary, associate or joint venture. Accordingly, reporting on paragraph 3(ix)(f) of the Order is not applicable.
- (x) (a) The Company has not raised monies by way of Initial Public Offer or Further Public Offer (including debt instruments) during the year.
- (b) During the year, the Company has made private placement of equity shares. The Company has complied with the requirements of section 42 of the Act and the funds raised have been utilized for the purpose for which the funds were raised.
- (xi) (a) No instance of fraud by the Company or any material instance of fraud on the Company by its officers or employees has been noticed or reported during the year.
- (b) No report under section 143(12) of the Act has been filed during the year by the auditors in Form ADT-4 as prescribed under rule 13 of the Companies (Audit and Auditors) Rules, 2014 with the Central Government.
- (c) There are no whistle blower complaints received by the Company during the period.
- (xii) The Company is not a Nidhi Company and hence reporting under clause (xii) of the Order is not applicable.



- (xiii) In respect of transactions with related parties, the Company has complied with provisions of sections 188 of the Act where applicable. Necessary disclosures relating to related party transactions have been made in the financial statements as required by the applicable accounting standard. Provisions of section 177 of the Act are not applicable to the Company.
- (xiv) (a)&(b) The Company does not have an internal audit system and is not required to have an internal audit system as per provisions of the Act.
- (xv) In our opinion, during the year the Company has not entered into any non-cash transactions with its directors or persons connected with them and hence provisions of section 192 of the Act are not applicable to the Company.
- (xvi) (a) The Company is required to be registered under section 45-IA of the Reserve Bank of India Act, 1934 ("RBI Act") and it has obtained the registration.
- (b) The Company has not conducted any Non-Banking Financial or Housing Finance activities without a valid Certificate of Registration ("CoR") from RBI as per the RBI Act as the Company has been registered throughout the year.
- (c) The Company is not a Core Investment Company ("CIC") as defined in the regulations made by RBI. Accordingly, reporting on paragraph 3(xvi)(c) of the Order is not applicable.
- (d) The Group does not have any CIC as part of the Group as per definition of Group contained in the Core Investment Companies (Reserve Bank) Directions, 2016 and hence the reporting under paragraph 3(xvi)(d) of the Order is not applicable.
- (xvii) The Company has not incurred cash losses during the financial year covered by our audit. The Company had incurred the cash losses of Rs.383.07 Lakhs in the immediately preceding financial year.
- (xviii) There has been no resignation of the statutory auditors of the Company during the year.
- (xix) On the basis of the financial ratios, ageing and expected dates of realization of financial assets and payment of financial liabilities, other information accompanying the standalone financial statements, our knowledge of the Board of Directors and management plans and based on our examination of the evidence supporting the assumptions, nothing has come to our attention, which causes us to believe that any material uncertainty exists as on the date of the audit report, that Company is not capable of meeting its liabilities existing at the date of balance sheet as and when they fall due within a period of one year from the balance sheet date. We, however, state that this is not an assurance as to the future viability of the Company. We further state that our reporting is based on the facts up to the date of the audit report and we neither give any guarantee nor any assurance that all liabilities falling due within a period of one year from the balance sheet date, will get discharged by the Company as and when they fall due.



G. M. KAPADIA & CO.

- (xx) The provisions of section 135(5) and 135(6) of the Act are not applicable to the Company. Accordingly, the reporting under paragraph 3(xx)(a) and (b) of the Order is not applicable to the Company.

For G. M. Kapadia & Co.
Chartered Accountants
Firm Registration No. 104767W



Atul Shah

Atul Shah
Partner

Membership No. 039569

UDIN : 24039569BKAUPG1434

Mumbai

Date : August 21, 2024

ANNEXURE B TO THE INDEPENDENT AUDITOR'S REPORT

(Referred to in paragraph 2(f) under 'Report on Other Legal and Regulatory Requirements' section of our report of even date to the members of M Power Micro Finance Private Limited)

Report on the Internal Financial Controls under section 143(3)(i) of the Act

Opinion

We have audited the internal financial controls with reference to the standalone financial statements of the Company as of March 31, 2024 in conjunction with our audit of the standalone financial statements of the Company for the year ended on that date.

In our opinion, the Company has, in all material respects, an adequate internal financial controls system with reference to the standalone financial statements and such internal financial controls with reference to the standalone financial statements were operating effectively as at March 31, 2024, based on the internal control with reference to the standalone financial statements criteria established by the Company considering the essential components of internal control stated in the Guidance Note on Audit of Internal Financial Controls over Financial Reporting ("the Guidance Note") issued by the Institute of Chartered Accountants of India ("ICAI").

Management's Responsibility for Internal Financial Controls

The Company's Board of Directors is responsible for establishing and maintaining internal financial controls based on the internal control with reference to the standalone financial statements criteria established by the Company considering the essential components of internal control stated in the Guidance Note issued by ICAI. These responsibilities include the design, implementation and maintenance of adequate internal financial controls that were operating effectively for ensuring the orderly and efficient conduct of its business, including adherence to Company's policies, the safeguarding of its assets, the prevention and detection of frauds and errors, the accuracy and completeness of the accounting records, and the timely preparation of reliable financial information, as required under the Act.

Auditor's Responsibility

Our responsibility is to express an opinion on the Company's internal financial controls with reference to the standalone financial statements based on our audit. We conducted our audit in accordance with the Guidance Note and the Standards on Auditing specified under section 143(10) of the Act, to the extent applicable to an audit of internal financial controls, both applicable to an audit of Internal Financial Controls and, both issued by the ICAI. Those Standards and the Guidance Note require that we comply with ethical requirements and plan and perform the audit to obtain reasonable assurance about whether adequate internal financial controls with reference to the standalone financial statements was established and maintained and if such controls operated effectively in all material respects.

Our audit involves performing procedures to obtain audit evidence about the adequacy of the internal financial controls with reference to the standalone financial statements and their operating effectiveness. Our audit of internal financial controls with reference to the standalone financial statements included obtaining an understanding of internal financial controls with reference to the



standalone financial statements, assessing the risk that a material weakness exists, and testing and evaluating the design and operating effectiveness of internal control based on the assessed risk. The procedures selected depend on the auditor's judgment, including the assessment of the risks of material misstatement of the standalone financial statements, whether due to fraud or error.

We believe that the audit evidence we have obtained is sufficient and appropriate to provide a basis for our audit opinion on the Company's internal financial controls with reference to the standalone financial statements.

Meaning of Internal Financial Controls with reference to the Financial Statements

A company's internal financial controls with reference to the financial statements is a process designed to provide reasonable assurance regarding the reliability of financial reporting and the preparation of the financial statements for external purposes in accordance with generally accepted accounting principles. A company's internal financial controls with reference to the financial statements includes those policies and procedures that (1) pertain to the maintenance of records that, in reasonable detail, accurately and fairly reflect the transactions and dispositions of the assets of the company; (2) provide reasonable assurance that transactions are recorded as necessary to permit preparation of the financial statements in accordance with generally accepted accounting principles, and that receipts and expenditures of the company are being made only in accordance with authorisations of Management and directors of the company; and (3) provide reasonable assurance regarding prevention or timely detection of unauthorised acquisition, use, or disposition of the company's assets that could have a material effect on the financial statements.

Inherent Limitations of Internal Financial Controls with reference to the standalone financial statements

Because of the inherent limitations of internal financial controls with reference to the standalone financial statements, including the possibility of collusion or improper management override of controls, material misstatements due to error or fraud may occur and not be detected. Also, projections of any evaluation of the internal financial controls with reference to the standalone financial statements to future periods are subject to the risk that the internal financial controls with reference to the standalone financial statements may become inadequate because of changes in conditions, or that the degree of compliance with the policies or procedures may deteriorate.

For G. M. Kapadia & Co.
Chartered Accountants
Firm Registration No. 104767W



Atul Shah

Atul Shah
Partner

Membership No. 039569
UDIN : 24039569BKAUPG1434

Mumbai
Date : August 21, 2024

M Power Micro Finance Private Limited
Balance Sheet as at March 31, 2024



		(Amount in Lakhs)	
Particulars	Notes No.	As at March 31, 2024	As at March 31, 2023
ASSETS			
Financial assets			
Cash and cash equivalents	2.01(A)	544.19	458.91
Bank balances other than cash and cash equivalents	2.01(B)	1,340.54	1,254.13
Receivables	2.02		
- Trade receivables		5.44	10.07
- Other receivables		58.84	206.54
Loans	2.03	1,584.73	870.26
Other financial assets			
- Interest accrued but not due on loan portfolio		23.16	5.59
- Others	2.04	326.56	213.32
Total financial assets		3,883.46	3,018.82
Non-financial assets			
Current tax assets (net)	2.05	82.51	54.20
Deferred tax assets (net)	2.06	177.29	195.77
Property, plant and equipment	2.07	67.23	7.96
Other intangible assets	2.08	4.08	5.93
Other non-financial assets	2.09	17.57	12.18
Total non-financial assets		348.68	276.04
Total assets		4,232.14	3,294.86
LIABILITIES AND EQUITY			
LIABILITIES			
Financial liabilities			
Trade payables	2.10		
(i) total outstanding dues of micro enterprises & small enterprises		-	-
(ii) total outstanding dues of creditors other than micro enterprises & small enterprises		18.49	18.36
Borrowings (other than debt securities)	2.11	1,851.81	847.52
Subordinated liabilities	2.12	-	500.00
Other financial liabilities	2.13	113.82	152.51
Total financial liabilities		1,984.12	1,518.39
Non-financial liabilities			
Current tax liabilities (net)	2.05	-	-
Provisions	2.14	191.39	263.41
Other non-financial liabilities	2.15	208.13	190.94
Total non-financial liabilities		399.52	454.35
EQUITY			
Equity share capital	2.16	2,883.91	2,801.20
Other equity	2.17	(1,035.41)	(1,479.08)
Total equity		1,848.50	1,322.12
Total liabilities and equity		4,232.14	3,294.86
Summary of material accounting policies	1		
See accompanying notes to the financial statements			

As per our report of even date
For G. M. Kapadia & Co
Chartered Accountants
Firm Regn No. 104767W



Atul Shah
Partner
Membership No. 039569



For and on behalf of the Board of Directors

K M Vishwanth
CEO & Director
DIN: 02778043

Rekha Ahuja
Head-Accounts & Finance

K V Balaji
COO & Director
DIN: 02776220

Biraj Pancholi
Company Secretary
Mem.No. A34135

Date: August 21, 2024
Place: Mumbai



M Power Micro Finance Private Limited
Statement of Profit and Loss for the year ended March 31, 2024

(Amount in Lakhs)

Particulars	Notes No.	Year ended March 31, 2024	Year ended March 31, 2023
Revenue From Operations			
Interest Income	3.01	201.19	372.09
Fees and commission Income	3.02	2,280.80	1,121.68
Net Gain on fair value changes	3.03	17.04	-
Total Revenue From Operations		2,499.03	1,493.77
Other Income	3.04	171.72	92.11
Total Income		2,670.75	1,585.88
Expenses			
Finance costs	3.05	199.67	369.31
Fees and commission expense	3.06	-	0.49
Impairment on financial instruments	3.07	320.75	141.53
Employee benefits expense	3.08	1,373.45	1,182.70
Depreciation, amortization and impairment	3.09	23.01	6.32
Other expenses	3.10	305.85	274.92
Total Expenses		2,222.73	1,975.27
Profit / (loss) before tax		448.02	(389.39)
Current Tax		-	-
Excess tax provision in earlier years		-	-
Deferred tax		19.08	59.41
	3.11	19.08	59.41
Profit/ (loss) for the period	(A)	428.94	(448.80)
Other comprehensive income			
Items that will not be reclassified to profit or loss:			
Remeasurement gain of defined benefit plan		(2.41)	17.90
Tax Impact on above		0.61	(4.51)
Total other comprehensive income for the year	(B)	(1.80)	13.39
Total comprehensive income for the year	(A+B)	427.14	(435.41)
Earnings per Equity share (Face value of Rs. 10/- each) :			
Basic (in Rs.)		1.53	(1.95)
Diluted (in Rs.)		1.53	(1.95)
Material accounting policies	1		
See accompanying notes to the financial statements			

As per our report of even date

For G. M. Kapadia & Co
Chartered Accountants
Firm Regn No. 104767W



Atul Shah
Atul Shah
Partner
Membership No. 039569



For and on behalf of the Board of Directors

K M Vishwanathan
K M Vishwanathan
CEO & Director
DIN: 02778043

K V Balaji
K V Balaji
COO & Director
DIN: 02776220

Rekha Ahuja
Rekha Ahuja
Head Accounts & Finance

Biraj Pancholi
Biraj Pancholi
Company Secretary
Mem.No. A34135

Date: August 21, 2024
Place: Mumbai



M Power Micro Finance Private Limited
Cash Flow Statement for the year ending March 31, 2024

(Amount in Lakhs)

Particulars	Year ended March 31, 2024	Year ended March 31, 2023
Cash flow from operating activities		
Profit Before Tax	448.01	(389.39)
Depreciation and amortization expense	23.01	6.32
Net gain/(loss) on fair value changes	(17.04)	-
Profit on sale of property, plant & equipment	(1.90)	(0.26)
Loss on sale of property, plant & equipment	-	1.87
Interest Income	(201.18)	(372.09)
Impairment on Loan Portfolio	320.76	141.53
Liability no longer required	(140.56)	(30.99)
Provision on gratuity	19.75	19.65
Provision on compensated absences	4.49	(3.58)
Interest expense	199.67	369.31
	655.01	(257.63)
Cash inflow from interest on loans	201.18	372.09
Cash inflow from service asset		
Cash outflow towards finance costs	(199.67)	(369.31)
Operating profit before change in operating assets and liabilities	656.52	(254.85)
Change in operating assets and liabilities :		
Decrease/(increase) in receivables	152.32	76.86
Decrease/(increase) in other financial assets	(217.21)	(442.98)
Decrease/(increase) in other non-financial assets	(10.79)	8.46
Decrease/(increase) in loans & advances	(1,035.23)	2027.08
Increase/(decrease) in trade payable	0.14	(3.07)
Increase/(decrease) in provisions	41.90	(4.98)
Increase/(decrease) in other financial liabilities	(38.68)	(4.62)
Increase/(decrease) in other non- financial liabilities	17.20	48.87
Cash generated from operations	(433.83)	1,450.77
Direct taxes paid (net of refunds)	(28.30)	155.93
Net cash flow from/(used in) operating activities (A)	(462.13)	1,606.70
Cash flow from investing activities		
Payments for acquisition of property, plant and equipment & capital advances	(81.23)	(1.63)
Sale of property, plant and equipment	2.67	0.94
Net cash flow from/(used in) investing activities (B)	(78.56)	(0.69)
Cash flows from financing activities		
Proceeds from borrowings	1872.24	-
Repayments of borrowings	(1,362.56)	(2,151.18)
Proceeds from issue of equity shares	99.25	204.94
Proceeds from sale of investments	17.04	-
Net cash flow from/(used in) in financing activities (C)	625.97	(1,946.24)
Net increase/(decrease) in cash and cash equivalents (A+B+ C)	85.28	(340.23)
Cash and cash equivalents at the beginning of the year	458.91	799.14
Cash and cash equivalents at the end of the year	544.19	458.91

Handwritten signature or mark in blue ink.




M Power Micro Finance Private Limited
Cash Flow Statement for the year ending March 31, 2024

(Amount in Lakhs)

Particulars	Year ended March 31, 2024	Year ended March 31, 2023
Reconciliation of cash and cash equivalents as per the cash flow statement (Refer Note 2.01A):		
Cash on hand	3.53	2.55
Balances with banks:		
On current accounts	540.66	456.36
	544.19	458.91

As per our report of even date

For G. M. Kapadia & Co
Chartered Accountants
Firm Regn No. 104767W


Atul Shah
Partner
Membership No. 039569



For and on behalf of the Board of Directors


K M Vishwanthan
CEO & Director
DIN: 02778043


K V Balaji
COO & Director
DIN: 02776220


Rekha Ahuja
Head Accounts & Finance


Biraj Pancholi
Company Secretary
Mem.No. A34135

Date: August 21, 2024
Place: Mumbai



M Power Micro Finance Private Limited
Statement of changes in Equity for the year ended March 31, 2024

	(Amount in Lakhs)					Total
	Reserve u/s 45-IA of RBI Act, 1934	Impairment Reserve	Reserves and Surplus Securities premium	Remeasurement of Defined Benefit Plans	Retained earnings	
A. Equity share capital						
Balance at April 1, 2022						1,922.08
Changes in equity share capital due to prior period errors						1,922.08
Restated balance as at April 01, 2022						879.12
Changes in equity share capital during the year						2801.20
Balance at March 31, 2023						2801.20
Changes in equity share capital due to prior period errors						2801.20
Restated balance as at April 01, 2023						82.71
Changes in equity share capital during the year						2,883.91
Balance at March 31, 2024						
B. Other equity						
Balance at March 31, 2022	177.35	304.70	1,012.60	36.05	(2,750.20)	(1,219.50)
Profit for the year	-	-	-	-	(448.80)	(448.80)
Other comprehensive income during the year	-	-	-	13.39	-	13.39
Total comprehensive income for the year	177.35	304.70	1,012.60	49.44	(3,199.00)	(1,654.91)
Securities Premium proceeds received on issue of Equity Shares	-	-	175.82	-	-	175.82
Transferred to Reserve pursuant to section 45-IC of the R.B.I Act 1934	-	-	-	-	-	-
Transferred to Impairment Reserve	177.35	370.84	-	-	(370.84)	-
Balance at March 31, 2023	177.35	675.54	1,188.42	49.44	(3,569.84)	(1,479.08)
Profit for the year	-	-	-	-	428.94	428.94
Other comprehensive income during the year	-	-	-	(1.80)	-	(1.80)
Total comprehensive income for the year	177.35	675.54	1,188.42	47.64	(3,140.90)	(1,051.95)
Securities Premium proceeds received on issue of Equity Shares	-	-	16.54	-	-	16.54
Transferred to Reserve pursuant to section 45-IC of the R.B.I Act 1934	85.79	-	-	-	(85.79)	-
Transferred to Impairment Reserve	-	-	-	-	-	-
Balance at March 31, 2024	263.14	675.54	1,204.96	47.64	(3,226.69)	(1,035.41)

Summary of material accounting policies
 See accompanying notes to the financial statements

As per our report of even date
 For G. M. Kapadia & Co
 Chartered Accountants
 Firm Regn No. 104767W



G. M. Kapadia
 Aul Shah
 Partner
 Membership No. 039569



For and on behalf of the Board of Directors

K. M. Vishwanathan
 K. M. Vishwanathan
 CEO & Director
 DIN: 02778043

K. V. Balaji
 K. V. Balaji
 COO & Director
 DIN: 02776220

Rekha Ahuja
 Rekha Ahuja
 Head-Accounts & Finance

Biraj Pancholi
 Biraj Pancholi
 Company Secretary
 Mem.No. A34135

Date: August 21, 2024
 Place: Mumbai

M Power Micro Finance Private Limited

Notes to Financial Statements for the year ended March 31, 2024



Corporate Information

M Power Micro Finance Private Limited ('the Company') was incorporated on November 19, 2009 under the Companies Act, 1956. The Company is registered effective from April, 2010 as a Non-Banking Financial (Non – Deposit Accepting or Holding) Company under section 45-IA of the Reserve Bank of India Act, 1934 having Registration No. N-13.01963. The Company is engaged in micro finance lending activities, providing financial services to poor women in India under Joint Liability Groups ('JLGs') Model. The Company got classified as Non-Banking Financial Company- Micro Financial Institution effective from June 22, 2016.

Basis of preparation

The financial statements have been prepared in accordance with Indian Accounting Standards (Ind AS) as per the Companies (Indian Accounting Standards) Rules, 2015 as amended from time to time and notified under section 133 of the Companies Act, 2013 (the Act) along with other relevant provisions of the Act and the Master Direction – Non-Banking Financial Company – Non-Systemically Important Non-Deposit taking Company and Deposit taking Company (Reserve Bank) Directions, 2016 ('the NBFC Master Directions') and Scale Based Regulation (SBR): A Revised Regulatory Framework for NBFCs (as amended/updated from time to time) issued by RBI. The Company uses accrual basis of accounting except in case of significant uncertainties.

The financial statements comply in all material aspects with Ind AS.

Presentation of financial statements

The Company presents its balance sheet in order of liquidity. The Company generally reports financial assets and financial liabilities on a gross basis in the balance sheet. They are offset and reported net only when Ind AS specifically permits the same or it has an unconditional legally enforceable right to offset the recognised amounts without being contingent on a future event. Similarly, the Company offsets incomes and expenses and reports the same on a net basis when permitted by Ind AS specifically.

The Balance Sheet, Statement of Profit & Loss (including other comprehensive income) and Statement of changes in equity are prepared and presented in the format prescribed in the Division III of Schedule III to the Act. The Statement of Cash Flows has been prepared and presented as per the requirements of Ind AS.

Basis of measurement

The financial statements have been prepared on a historical cost basis, as modified by the application of fair value measurements required or allowed by relevant Ind AS.

M Power Micro Finance Private Limited

Notes to Financial Statements for the year ended March 31, 2024

Functional and presentation currency

The financial statements are presented in Indian Rupees (INR) which is also functional currency of the Company and the currency of the primary economic environment in which the Company operates. All values are rounded to the nearest rupee.

Critical accounting estimates and judgments

The preparation of the Company's financial statements requires Management to make use of estimates and judgments. In view of the inherent uncertainties and a level of subjectivity involved in measurement of items, it is possible that the outcomes in the subsequent financial years could differ from those on which the Management's estimates are based. Accounting estimates and judgments are used in various line items in the financial statements for e.g.:

- a. Business model assessment [Refer note no. 1.2.1]
- b. Fair value of financial instruments [Refer note no. 1.3 and 4.08]
- c. Effective Interest Rate (EIR) [Refer note no. 1.1.1]
- d. Impairment on financial assets [Refer note no. 1.2.6, 2.03 and 4.08]
- e. Provisions and other contingent liabilities [Refer note no. 1.10 and 4.03]
- f. Provision for tax expenses [Refer note no. 1.11]
- g. Residual value and useful life of property, plant and equipment [Refer note no. 1.5]

AM

M Power Micro Finance Private Limited

Notes to Financial Statements for the year ended March 31, 2024



1. Material accounting policies

1.1. Revenue Recognition

1.1.1. Interest income

The Company recognises interest income using Effective Interest Rate (EIR) on all financial assets subsequently measured at amortised cost or fair value through other comprehensive income (FVOCI) except for purchased or originated credit-impaired financial assets and other credit-impaired financial assets.

For purchased or originated credit-impaired financial assets, the Company applies the credit-adjusted effective interest rate to the amortised cost of the financial asset from initial recognition.

For other credit-impaired financial assets, the Company applies effective interest rate to the amortised cost of the financial asset in subsequent reporting periods.

The effective interest rate is the rate that exactly discounts estimated future cash payments or receipts through the expected life of the financial asset or financial liability to the gross carrying amount of a financial asset or to the amortised cost of a financial liability.

When calculating the effective interest rate, the Company includes all fees and charges paid or received to and from the borrowers that are an integral part of the effective interest rate, transaction costs, and all other premiums or discounts.

1.1.2. Other revenue from operations

The Company recognises revenue from contracts with customers (other than financial assets to which Ind AS 109 'Financial Instruments' is applicable) based on a comprehensive assessment model as set out in Ind AS 115 'Revenue from contracts with customers'. The Company identifies contract(s) with a customer and its performance obligations under the contract, determines the transaction price and its allocation to the performance obligations in the contract and recognises revenue only on satisfactory completion of performance obligations. Revenue is measured at fair value of the consideration received or receivable.

1.1.3. Net gain on Fair Value changes

Any differences between the fair values of financial assets classified as fair value through the profit or loss, held by the Company on the balance sheet date is recognised as an unrealised gain / loss. In cases there is a net gain in the aggregate, the same is recognised in "Net gains on fair value changes" under Revenue from operations and if there is a net loss the same is disclosed under "Expenses" in the statement of Profit and Loss.

Similarly, any realised gain or loss on sale of financial instruments measured at FVTPL

and debt instruments measured at FVOCI is recognised in net gain / loss on fair value changes.

However, net gain / loss on derecognition of financial instruments classified as amortised cost is presented separately under the respective head in the Statement of Profit and Loss.

1.1.4. Recoveries of financial assets written off

The Company recognises income on recoveries of financial assets written off on realisation or when the right to receive the same without any uncertainties of recovery is established.

1.2. Financial instruments

1.2.1. Financial asset

Initial Recognition and Measurement

All financial assets are recognised initially at fair value plus, in the case of financial assets not recorded at fair value through profit or loss, transaction costs that are attributable to the acquisition of the financial asset. Generally, transaction price is treated as fair value unless proved to the contrary.

Loans are recognised when funds are transferred to the customers' account.

Subsequent measurement

The Company classifies its financial assets into the following measurement categories:

- a. Debt instruments at amortised cost
- b. Debt instruments at fair value through other comprehensive income (FVTOCI).
- c. Other financial instruments at fair value through profit or loss (FVTPL).

The classification depends on the contractual terms of the financial assets, cash flows and the Company's business model for managing financial assets.

The Ind AS 109 classification and measurement model requires that all debt instrument financial assets that do not meet a "solely payment of principal and interest" (SPPI) test, including those that contain embedded derivatives, be classified at initial recognition as fair value through profit or loss (FVTPL). The intent of the SPPI test is to ensure that debt instruments that contain non-basic lending features, such as conversion options and equity linked pay-outs, are measured at FVTPL.

Accordingly, for debt instrument financial assets that meet the SPPI test, the Company classifies its assets based on the business model under which these instruments are managed.



Notes to Financial Statements for the year ended March 31, 2024

Debt instruments that are managed on a "held for trading" or "fair value" basis is classified as FVTPL. Financial instruments held at fair value through profit or loss, are initially recognised at fair value, with transaction costs recognised in the income statement as incurred. Subsequently, they are measured at fair value and any gains or losses are recognised in the income statement as they arise.

Debt instruments that are managed on a "hold to collect and for sale" basis is classified as fair value through other comprehensive income (FVOCI) for debt. These debt instruments are initially recognised at fair value plus directly attributable transaction costs and subsequently measured at fair value. Gains and losses arising from changes in fair value are included in other comprehensive income within a separate component of equity. Impairment losses or reversals and interest revenue are recognised in profit and loss. Upon disposal, the cumulative gain or loss previously recognised in other comprehensive income is reclassified from equity to the income statement.

Debt instruments that are managed on a "hold to collect" basis will be classified as amortized cost. After initial measurement at fair value plus directly attributable costs, these financial assets are subsequently measured at amortised cost using the effective interest rate (EIR) method. Amortised cost is calculated by considering any discount or premium on acquisition and fees or costs that are an integral part of the EIR. The EIR amortisation is included in finance income in the profit or loss. The losses arising from impairment are recognised in the Statement of Profit and Loss.

The measurement of credit impairment is based on the three-stage expected credit loss model described below in Note 1.2.6 Impairment of financial assets.

A gain or loss on financial asset that is subsequently measured at fair value through profit and loss is recognized in profit or loss and presented net in the Statement of Profit and Loss.

1.2.2. Financial liabilities

Initial Measurement

Financial liabilities are classified and measured at amortized cost. All financial liabilities are recognized initially at fair value and, in the case of loans and borrowings and payables, net of directly attributable transaction costs.

Subsequent Measurement

Financial liabilities are subsequently carried at amortized cost using the effective interest method.



1.2.3. Derecognition of financial assets and liabilities

Financial Asset

A financial asset (or, where applicable, a part of a financial asset or part of a group of similar financial assets) is derecognised when the rights to receive cash flows from the financial asset have expired. The Company also derecognises the financial asset if it has both transferred the financial asset and the transfer qualifies for derecognition.

The Company has transferred the financial asset if, and only if, either:

- a. The Company has transferred its contractual rights to receive cash flows from the financial asset or
- b. It retains the rights to the cash flows, but has assumed an obligation to pay the received cash flows in full without material delay to a third party under a 'pass-through' arrangement

Pass-through arrangements are transactions whereby the Company retains the contractual rights to receive the cash flows of a financial asset (the 'original asset'), but assumes a contractual obligation to pay those cash flows to one or more entities (the 'eventual recipients'), when all of the following three conditions are met:

- a. The Company has no obligation to pay amounts to the eventual recipients unless it has collected equivalent amounts from the original asset, excluding short-term advances with the right to full recovery of the amount lent plus accrued interest at market rates;
- b. The Company cannot sell or pledge the original asset other than as security to the eventual recipients;
- c. The Company has to remit any cash flows it collects on behalf of the eventual recipients without material delay. In addition, the Company is not entitled to reinvest such cash flows, except for investments in cash or cash equivalents including interest earned, during the period between the collection date and the date of required remittance to the eventual recipients.

A transfer only qualifies for derecognition if either:

- a. The Company has transferred substantially all the risks and rewards of the asset or
- b. The Company has neither transferred nor retained substantially all the risks and rewards of the asset, but has transferred control of the asset



M Power Micro Finance Private Limited

Notes to Financial Statements for the year ended March 31, 2024



The Company considers control to be transferred if and only if, the transferee has the practical ability to sell the asset in its entirety to an unrelated third party and is able to exercise that ability unilaterally and without imposing additional restrictions on the transfer.

When the Company has neither transferred nor retained substantially all the risks and rewards and has retained control of the asset, the asset continues to be recognised only to the extent of the Company's continuing involvement, in which case, the Company also recognises an associated liability. The transferred asset and the associated liability are measured on a basis that reflects the rights and obligations that the Company has retained.

Financial Liability

A financial liability is derecognised when the obligation under the liability is discharged, cancelled or expires. Where an existing financial liability is replaced by another from the same lender on substantially different terms, or the terms of an existing liability are substantially modified, such an exchange or modification is treated as de recognition of the original liability and the recognition of a new liability. The difference between the carrying value of the original financial liability and the consideration paid is recognised in profit or loss.

1.2.4. Offsetting of financial instruments

Financial assets and financial liabilities are generally reported gross in the balance sheet. Financial assets and liabilities are offset, and the net amount is presented in the balance sheet when the Company has a legal right to offset the amounts and intends to settle on a net basis or to realise the asset and settle the liability simultaneously.

1.2.5. Impairment of financial assets

Overview of the Expected Credit Loss (ECL) principles

The Company has created provisions on all financial assets except for financial assets classified as FVTPL, based on the expected credit loss method.

The ECL provision is based on the credit losses expected to arise over the life of the asset (the lifetime expected credit loss), unless there has been no significant increase in credit risk since origination, in which case, the allowance is based on the 12 months' expected credit loss.

The 12-month ECL is the portion of Lifetime ECL that represent the ECLs that result from default events on financial assets that are possible within the 12 months after the reporting date.

The Company performs an assessment, at the end of each reporting period, of whether a financial instrument's credit risk has increased significantly since initial recognition, by



M Power Micro Finance Private Limited

Notes to Financial Statements for the year ended March 31, 2024

considering the change in the risk of default occurring over the remaining life of the financial instrument.

Based on the above process, the Company categorises its loans into three stages as described below:

For non-impaired financial instruments

- Stage 1 is comprised of all non-impaired financial instruments which have not experienced a significant increase in credit risk (SICR) since initial recognition. A 12-month ECL provision is made for stage 1 financial instruments. In assessing whether credit risk has increased significantly, the Company compares the risk of a default occurring on the financial instrument as at the reporting date, with the risk of a default occurring on the financial instrument as at the date of initial recognition.
- Stage 2 is comprised of all non-impaired financial instruments which have experienced a SICR since initial recognition. The Company recognises lifetime ECL for stage 2 financial instruments. In subsequent reporting periods, if the credit risk of the financial instrument improves such that there is no longer a SICR since initial recognition, then entities shall revert to recognizing 12 months of ECL.

For impaired financial instruments:

- Stage 3 classification of financial instruments is when there is objective evidence of impairment as a result of one or more loss events that have occurred after initial recognition with a negative impact on the estimated future cash flows of a loan or a portfolio of loans. The Company recognises lifetime ECL for impaired financial instruments.

The calculation of ECLs

The mechanics of the ECL calculations are outlined below and the key elements are, as follows:

Probability of Default (PD) - The Probability of Default is an estimate of the likelihood of default over a given time horizon.

The Company uses historical information where available to determine PD. Considering the different products and schemes, the Company has bifurcated its loan portfolio into various pools. PD is calculated using Incremental NPA approach considering fresh slippage using historical information.

Exposure At Default (EAD)- The Exposure at Default is an estimate of the exposure at a future default date, considering expected changes in the exposure after the reporting date, including repayments of principal and interest, whether scheduled by contract or otherwise, expected drawdowns on committed facilities, and accrued interest from missed

del

M Power Micro Finance Private Limited

Notes to Financial Statements for the year ended March 31, 2024



payments.

Loss Given Default (LGD)– The Loss Given Default is an estimate of the loss arising in the case where a default occurs at a given time. It is based on the difference between the contractual cash flows due and those that the lender would expect to receive.

Forward looking information

While estimating the expected credit losses, the Company reviews macro-economic developments occurring in the economy and market it operates in. On a periodic basis, the Company analyses if there is any relationship between key economic trends like GDP, unemployment rates, benchmark rates set by the Reserve Bank of India, inflation etc. with the estimate of PD, LGD determined by the Company based on its internal data. While the internal estimates of PD, LGD rates by the Company may not be always reflective of such relationships, temporary overlays, if any, are embedded in the methodology to reflect such macro-economic trends reasonably.

Write-offs

Loans are written off (either partially or in full) when there is no realistic prospect of recovery. This is generally the case when it is determined that the customer does not have assets or sources of income that could generate sufficient cash flows to repay the amounts subjected to write-offs. Any subsequent recoveries against such loans are credited to the statement of profit and loss.

Generally, the Company has policy to write off those loans which are overdue for more than 365 days or closure date of loan, whichever is later.

Collateral

In the normal course of business, the Company does not take financial or non-financial item as collateral security from the customers for the loan given.

1.3. Fair value measurement

The Company measures its qualifying financial instruments at fair value on each Balance Sheet date.

Fair value is the price that would be received against sale of an asset or paid to transfer a liability in an orderly transaction between market participants at the measurement date. The fair value measurement is based on the presumption that the transaction to sell the asset or transfer the liability takes place in the accessible principal market or the most advantageous accessible market as applicable.

The Company uses valuation techniques that are appropriate in the circumstances and for which sufficient data is available to measure fair value, maximising the use of relevant observable inputs and minimising the use of unobservable inputs.

All assets and liabilities for which fair value is measured or disclosed in the financial statements are categorised within the fair value hierarchy into Level I, Level II and Level III based on the lowest level input that is significant to the fair value measurement as a whole. For detailed information on the fair value hierarchy, refer note no. 4.08.

For assets and liabilities that are fair valued in the financial statements on a recurring basis, the Company determines whether transfers have occurred between levels in the hierarchy by re-assessing categorisation (based on the lowest level input that is significant to the fair value measurement as a whole) at the end of each reporting period.

For the purpose of fair value disclosures, the Company has determined classes of assets and liabilities on the basis of the nature, characteristics and risks of the asset or liability and the level of the fair value hierarchy.

1.4. Cash and cash equivalent

Cash and cash equivalent in the balance sheet comprise cash at banks and on hand and short-term deposits with an original maturity of three months or less, which are subject to an insignificant risk of changes in value.

For the purpose of the statement of cash flows, cash and cash equivalents consist of cash and short-term deposits, as defined above, net of outstanding bank overdrafts, if any as they are considered an integral part of the Company's cash management.

1.5. Property, plant and equipment

Property, plant and equipment (PPE) are measured at cost less accumulated depreciation and accumulated impairment, (if any). The total cost of assets comprises its purchase price, freight, duties, taxes and any other incidental expenses directly attributable to bringing the asset to the location and condition necessary for it to be capable of operating in the manner intended by the management.

Changes in the expected useful life are accounted for by changing the amortisation period or methodology, as appropriate, and treated as changes in accounting estimates.

Subsequent expenditure related to an item of tangible asset are added to its gross value only if it increases the future benefits of the existing asset, beyond its previously assessed standards of performance and cost can be measured reliably. Other repairs and maintenance costs are expensed off as and when incurred.



M Power Micro Finance Private Limited

Notes to Financial Statements for the year ended March 31, 2024



1.6. Depreciation

Depreciation is provided on a pro-rata basis for all tangible assets and at the rates derived based on the useful lives of the assets as specified in Schedule II of the Companies Act, 2013 on Written Down Value method. All fixed assets costing individually upto Rs. 5,000 is fully depreciated by the company in the year of its capitalisation.

Depreciation on addition to assets and assets sold during the year is being provided for on a pro rata basis with reference to the month in which such asset is added or sold as the case may be.

Small furnitures

An item of property, plant and equipment and any significant part initially recognised is derecognised upon disposal or when no future economic benefits are expected from its use or disposal. Any gain or loss arising on derecognition of the asset (calculated as the difference between the net disposal proceeds and the carrying amount of the asset) is included under other income in the Statement of Profit and Loss when the asset is derecognised.

The residual values, useful lives and methods of depreciation of property, plant and equipment are reviewed at each financial year end and adjusted prospectively, if appropriate.

1.7. Intangible assets and amortisation thereof

Intangible assets, representing softwares are initially recognised at cost and subsequently carried at cost less accumulated amortisation and accumulated impairment. The intangible assets are amortised using the straight-line method over a period of 3-5 years , which is the Management's estimate of its useful life.

The useful lives of intangible assets are reviewed at each financial year end and adjusted prospectively, if appropriate.

1.8. Impairment of non-financial assets

An assessment is done at each Balance Sheet date to ascertain whether there is any indication that an asset may be impaired. If any such indication exists, an estimate of the recoverable amount of asset is determined. If the carrying value of relevant asset is higher than the recoverable amount, the carrying value is written down accordingly.

1.9. Retirement and other employment benefits

Defined contribution scheme

Contributions to the Employees Provident Fund Scheme maintained by the Central Government are accounted for on an accrual basis. Retirement benefit in the form of

M Power Micro Finance Private Limited

Notes to Financial Statements for the year ended March 31, 2024



provident fund is a defined contribution scheme.

The Company has no obligation, other than the contribution payable under the scheme. The Company recognizes contribution payable to the provident fund scheme as expenditure, when an employee renders the related service. If the contribution payable to the scheme for service received before the balance sheet date exceeds the contribution already paid, the deficit payable to the scheme is recognized as a liability after deducting the contribution already paid. If the contribution already paid exceeds the contribution due for services received before the balance sheet date, then excess is recognized as an asset.

Defined benefit Scheme

Gratuity

The Company provides for gratuity covering eligible employees under which a lumpsum payment is paid to vested employees at retirement, death, incapacitation or termination of employment, of an amount reckoned on the respective employee's salary and his tenor of employment with the Company. The Company accounts for its liability for future gratuity benefits based on actuarial valuation determined at each Balance Sheet date by an Independent Actuary using Projected Unit Credit Method.

The obligation is measured at the present value of the estimated future cash flows. The discount rates used for determining the present value of the obligation under defined benefit plan are based on the market yields on Government Securities as at the Balance Sheet date.

An actuarial valuation involves making various assumptions that may differ from actual developments in the future. These include the determination of the discount rate, future salary increases and mortality rates. Due to the complexities involved in the valuation and its long-term nature, these liabilities are highly sensitive to changes in these assumptions. All assumptions are reviewed at each reporting date.

Re-measurement, comprising of actuarial gains and losses (excluding amounts included in net interest on the net defined benefit liability), are recognized immediately in the balance sheet with a corresponding debit or credit to retained earnings through OCI in the period in which they occur. Re-measurements are not reclassified to profit and loss in subsequent periods.

Compensated absences

The liability for long term compensated absences carried forward on the balance sheet date is provided for based on an actuarial valuation done by an independent actuary using the Projected Unit Credit Method done at the end of each accounting period. Short term compensated absences is recognized based on the eligible leave at credit on the balance sheet date and the estimated cost is based on the terms of the employment contract. Actuarial gains and losses arising during the year are immediately recognized in the

1.10. Provisions and contingent liabilities

Provisions are recognised when the enterprise has a present obligation (legal or constructive) as a result of past events, and it is probable that an outflow of resources embodying economic benefits will be required to settle the obligation, and a reliable estimate can be made of the amount of the obligation.

A disclosure for a contingent liability is made when there is a possible obligation or a present obligation that may, but probably will not, require an outflow of resources. The Company also discloses present obligations for which a reliable estimate cannot be made. When there is a possible obligation or a present obligation in respect of which the likelihood of outflow of resources is remote, no provision or disclosure is made.

1.11. Taxes

Income tax expense represents the sum of current tax and deferred tax.

1.11.1. Current Tax

Current tax assets and liabilities are measured at the amount expected to be recovered from or paid to the taxation authorities, in accordance with the Income Tax Act, 1961 and the Income Computation and Disclosure Standards (ICDS) prescribed therein. The tax rates and tax laws used to compute the amount are those that are enacted or substantively enacted, at the reporting date.

Current tax relating to items recognised outside profit or loss is recognised in correlation to the underlying transaction either in OCI or directly in other equity. Management periodically evaluates positions taken in the tax returns with respect to situations in which applicable tax regulations are subject to interpretation and establishes provisions where appropriate.

1.11.2. Deferred tax

Deferred tax is provided using the Balance Sheet approach on temporary differences between the tax bases of assets and liabilities and their carrying amounts for financial reporting purposes at the reporting date.

Deferred tax assets and liabilities are recognised for temporary differences arising between the tax bases of assets and liabilities and their carrying amounts. Deferred income tax is determined using tax rates (and laws) that have been enacted or substantively enacted by the reporting date and are expected to apply when the related deferred income tax asset is realised or the deferred income tax liability is settled.

The carrying amount of deferred tax assets is reviewed at each reporting date and reduced to the extent that it is no longer probable that sufficient taxable profit will be available to allow all or part of the deferred tax asset to be utilised. Unrecognised deferred tax assets,



if any, are reassessed at each reporting date and are recognised to the extent that it has become probable that future taxable profits will allow the deferred tax asset to be recovered.

Deferred tax assets and deferred tax liabilities are offset if a legally enforceable right exists to set off current tax assets against current tax liabilities and the deferred taxes relate to the same taxable entity and the same taxation authority.

1.12. Earnings Per Share (EPS)

The Company reports basic and diluted earnings per share in accordance with Ind AS 33 on Earnings per share. Basic EPS is calculated by dividing the net profit or loss for the year attributable to equity shareholders (after deducting preference dividend and attributable taxes) by the weighted average number of equity shares outstanding during the year.

For calculating diluted earnings per share, the net profit or loss for the year attributable to equity shareholders and the weighted average number of shares outstanding during the year are adjusted for the effects of all dilutive potential equity shares. Dilutive potential equity shares are deemed converted as of the beginning of the period, unless they have been issued at a later date. In computing the dilutive earnings per share, only potential equity shares that are dilutive and that either reduces the earnings per share or increases loss per share are included.

1.13. Leases

The determination of whether an arrangement is a lease, or contains a lease, is based on the substance of the arrangement and requires an assessment of whether the fulfilment of the arrangement is dependent on the use of a specific asset or assets or whether the arrangement conveys a right to use the asset. For arrangements entered into prior to 1 April 2018, the Company has determined whether the arrangement contain lease based on facts and circumstances existing on the date of transition.

1.13.1. Measurement of lease liability

At the time of initial recognition, the Company measures lease liability as present value of all lease payments discounted using the Company's incremental cost of borrowing and directly attributable costs. Subsequently, the lease liability is –

- (i) increased by interest on lease liability;
- (ii) reduced by lease payments made; and
- (iii) remeasured to reflect any reassessment or lease modifications specified in Ind AS 116 'Leases', or to reflect revised fixed lease payments.

1.13.2. Measurement of Right-of-use assets



M Power Micro Finance Private Limited



Notes to Financial Statements for the year ended March 31, 2024

At the time of initial recognition, the Company measures 'Right-of-use assets' as present value of all lease payments discounted using the Company's incremental cost of borrowing w.r.t said lease contract. Subsequently, 'Right-of-use assets' is measured using cost model i.e. at cost less any accumulated depreciation and any accumulated impairment losses adjusted for any remeasurement of the lease liability specified in Ind AS 116 'Leases'.

Depreciation on 'Right-of-use assets' is provided on straight line basis over the lease period.

The exception permitted in Ind AS 116 for low value assets and short term leases has been adopted by Company.



M Power Micro Finance Private Limited
Notes to Financial Statements for the year ended March 31, 2024

(Amount in Lakhs)

Particulars	As at March 31,	
	2024	2023
2.01 Cash and Bank Balances		
2.01(A) Cash and cash equivalent		
Cash on hand	3.53	2.55
Balances with banks:		
On current accounts	540.66	456.36
Bank deposit with original maturity less than three months		
	<u>544.19</u>	<u>458.91</u>
2.01(B) Bank balances other than above		
Term Deposit with Banks*	1,340.54	1,254.13
	<u>1,340.54</u>	<u>1,254.13</u>
	<u>1,884.73</u>	<u>1,713.04</u>

* Represents deposits maintained as cash collateral against term loans availed and business correspondence arrangement.

2.02 Receivables

Particulars	As at March 31,	
	2024	2023
Trade Receivables		
Particulars		
Considered good – Secured	-	-
Considered good – Unsecured	5.44	10.07
Trade Receivables which have significant increase in credit risk	-	-
Trade Receivables – credit impaired	-	-
Total	<u>5.44</u>	<u>10.07</u>

Trade Receivables Ageing
As at March 31, 2024

Particulars	Unbilled Dues	Not Due	Outstanding from due date of payment#				Total
			< 6 months	6 months - 1 year	1-2 year	2-3 year	
Undisputed Trade receivables – considered good	-	-	5.44	-	-	-	5.44
Undisputed Trade Receivables – which have significant increase in credit risk	-	-	-	-	-	-	-
Undisputed Trade Receivables – credit impaired	-	-	-	-	-	-	-
Disputed Trade receivables – considered good	-	-	-	-	-	-	-
Disputed Trade Receivables – which have significant increase in credit risk	-	-	-	-	-	-	-
Disputed Trade Receivables – credit impaired	-	-	-	-	-	-	-
Total	-	-	<u>5.44</u>	-	-	-	<u>5.44</u>



M Power Micro Finance Private Limited
Notes to Financial Statements for the year ended March 31, 2024

(Amount in Lakhs)

Particulars	As at March 31, 2023					Total
	Unbilled Dues	Not Due	Outstanding from due date of payment#			
	< 6 months	6 months - 1 year	1-2 year	2-3 year	> 3 year	
Undisputed Trade receivables – considered good	-	-	-	-	-	10.07
Undisputed Trade Receivables – which have significant increase in credit risk	-	-	-	-	-	-
Undisputed Trade Receivables – credit impaired	-	-	-	-	-	-
Disputed Trade receivables – considered good	-	-	-	-	-	-
Disputed Trade Receivables – which have significant increase in credit risk	-	-	-	-	-	-
Disputed Trade Receivables – credit impaired	-	-	-	-	-	-
Total	-	-	10.07	-	-	10.07

Note:

Impairment allowance recognised on trade receivables for March 31, 2024 is Nil (March 31, 2023 : Nil)
No trade receivables are due from directors or other officers of the Company either severally or jointly with any other person.
No trade receivables are due from firms or private companies respectively in which any director is a partner, a director or a member.

Other Receivables

Particulars	As at March 31,	
	2024	2023
Considered good – Secured	73.55	255.32
Considered good – Unsecured	-	-
-Receivables in Business Correspondence arrangement	-	181.77
-Receivable against Assignment	73.55	73.55
Other Receivables which have significant increase in credit risk	-	-
Other Receivables – credit impaired	-	-
Gross	73.55	255.32
Allowances for impairment loss on credit impaired other receivables	14.71	48.78
Net	58.84	206.54

Other Receivables

Particulars	As at March 31, 2024					Total
	Unbilled Dues	Not Due	Outstanding from due date of payment#			
	< 6 months	6 months - 1 year	1-2 year	2-3 year	> 3 year	
Undisputed Other receivables – considered good	-	-	-	-	-	73.55
Undisputed Other Receivables – which have significant increase in credit risk	-	-	-	-	-	-
Undisputed Other Receivables – credit impaired	-	-	-	-	-	-
Disputed Other receivables – considered good	-	-	-	-	-	-
Disputed Other Receivables – which have significant increase in credit risk	-	-	-	-	-	-
Disputed Other Receivables – credit impaired	-	-	-	-	-	-
Total	-	-	-	-	-	73.55

(Signature)



M Power Micro Finance Private Limited
Notes to Financial Statements for the year ended March 31, 2024

(Amount in Lakhs)

Particulars	Outstanding from due date of payment#				Total
	Unbilled Dues	Not Due	< 6 months	> 3 year	
As at March, 31, 2023					
			1-2 year	2-3 year	
			6 months - 1 year	> 3 year	
Particulars					
Undisputed Other receivables – considered good	-	-	255.32	-	255.320
Undisputed Other Receivables – which have significant increase in credit risk	-	-	-	-	-
Undisputed Other Receivables – credit impaired	-	-	-	-	-
Disputed Other receivables – considered good	-	-	-	-	-
Disputed Other Receivables – which have significant increase in credit risk	-	-	-	-	-
Disputed Other Receivables – credit impaired	-	-	-	-	-
Total	-	-	255.32	-	255.32

2.03 Loans

Particulars	Amortised Cost	At Fair Value through Other Comprehensive Income	Total
As at Mar 31, 2024			
Loans			
Term Loan	2,154.90	-	2,154.90
Less: Impairment allowance	(570.17)	-	(570.17)
Total	1,584.73	-	1,584.73
Unsecured			
Less: Impairment allowance	2,154.90	-	2,154.90
Total	(570.17)	-	(570.17)
Loans in India			
Others	2,154.90	-	2,154.90
Total	2,154.90	-	2,154.90
Less: Impairment allowance	(570.17)	-	(570.17)
Total	1,584.73	-	1,584.73

Particulars	Amortised Cost	At Fair Value through Other Comprehensive Income	Total
As at Mar 31, 2023			
Loans			
Term Loan	1,374.91	-	1,374.9
Less: Impairment allowance	(504.65)	-	(504.65)
Total	870.26	-	870.26
Unsecured			
Less: Impairment allowance	1,374.91	-	1,374.91
Total	(504.65)	-	(504.65)
Loans in India			
Others	1,374.91	-	1,374.91
Total	1,374.91	-	1,374.91
Less: Impairment allowance	(504.65)	-	(504.65)
Total	870.26	-	870.26

Handwritten signature/initials



M Power Micro Finance Private Limited
Notes to Financial Statements for the year ended March 31, 2024

(Amount in Lakhs)

	As at March 31, 2024			As at March 31, 2023			Total
	Stage 1	Stage 2	Stage 3	Stage 1	Stage 2	Stage 3	
Gross carrying amount opening balance	450.78	4.08	920.06	1,374.91	2,261.45	1,313.00	3,729.85
Assets derecognised or repaid (excluding write offs)	(507.15)	(5.15)	(20.33)	(532.63)	(1,742.39)	(177.77)	(2,007.35)
Transfers from Stage 1	-	-	-	(68.50)	2.95	65.55	-
Transfers from Stage 2	1.50	(1.50)	-	0.10	(67.48)	67.38	-
Transfers from Stage 3	4.77	2.86	(7.63)	0.12	0.39	(0.51)	-
Amounts written off	-	-	-	-	-	(347.59)	(347.59)
New assets originated	1,184.61	-	128.01	1,312.62	-	-	-
Gross carrying amount closing balance	1,134.51	0.29	1,020.11	2,154.90	450.78	920.06	1,374.91
Reconciliation of ECL balance							
	As at March 31, 2024			As at March 31, 2023			
	Stage 1	Stage 2	Stage 3	Total	Stage 1	Stage 2	Total
Gross carrying amount opening balance	38.88	0.35	465.42	504.65	69.58	4.66	658.82
Addition During the year	45.16	0.01	64.01	109.18	117.61	8.36	69.54
Reversal During the year	(25.36)	(0.33)	(17.97)	(43.66)	(148.31)	(12.67)	(262.93)
Gross carrying amount closing balance	58.68	0.03	511.46	570.17	38.88	0.35	504.65

Transferred financial assets that are derecognised in their entirety but where the Company has continuing involvement

The Company has sold some loans and advances measured at fair value through other comprehensive income, as a source of finance. As per terms of the deal, risk and reward has been transferred to the customer. Hence, as per the derecognition criteria of Ind AS 109, including transfer of substantially all risks and rewards relating to assets being transferred to the buyer being met, the assets have been derecognised.

The table below summarises that carrying amounts of the derecognised financial assets

Particulars	As at March 31, 2024	As at March 31, 2023
	Carrying amount of derecognised financial assets	239.99
Total	239.99	246.69

2.04 Other financial assets

Particulars	As at March 31, 2024	As at March 31, 2023
	Security deposits	41.78
Unbilled revenue	264.09	135.58
Other receivable	20.69	37.01
Total	326.56	213.32

2.05 Current tax assets / liabilities

Particulars	As at March 31, 2024	As at March 31, 2023
	Current tax assets (net)	82.51
Taxes Paid	82.51	54.20
Current tax liabilities (net)	-	-
Provision for Tax	-	-
Total	-	-



M Power Micro Finance Private Limited
Notes to Financial Statements for the year ended March 31, 2024

2.06 Deferred Tax Asset

(Amount in Lakhs)

Particulars	As at March 31, 2024	As at March 31, 2023
Deferred Tax Asset (Net)	177.29	195.77
	<u>177.29</u>	<u>195.77</u>
Deferred Tax Liabilities (Net)	-	-
Total	-	-

Particulars	As at March 31, 2024	As at March 31, 2023
Deferred tax asset / liability (net)		

The movement on the deferred tax account is as follows:

At the start of the year DTA / (DTL) (net)	195.77	259.68
Credit / (charge) for loans and advances through OCI	-	-
Credit / (charge) for remeasurement of the defined benefit plan	0.61	(4.50)
Credit / (charge) to the statement of profit and loss	(19.08)	(59.41)
At the end of year DTA / (DTL) (net)	177.29	195.77

The following table shows deferred tax recorded in the balance sheet and changes recorded in the income tax expense :

Particulars	As at 31 March 2023	Statement of Profit and Loss	OCI	As at 31 March 2024
Component of deferred tax asset / (liability)				
Deferred tax asset / (liability) in relation to:				
Difference between written down value of fixed assets as per books of accounts and income tax	(7.96)	0.37	-	(7.59)
Fair value of loan portfolio	-	-	-	-
Income taxable on realised basis	-	-	-	-
Prepaid finance charges	1.83	3.57	-	5.40
Impairment on financial assets	168.60	(27.17)	-	141.43
Expenses allowable on payment basis	33.30	4.15	0.61	38.06
Total	195.77	(19.08)	0.61	177.29

Particulars	As at 31 March 2022	Statement of Profit and Loss	OCI	As at 31 March 2023
Component of deferred tax asset / (liability)				
Deferred tax asset / (liability) in relation to:				
Difference between written down value of fixed assets as per books of accounts and income tax	(10.34)	2.38	-	(7.96)
Fair value of loan portfolio	-	-	-	-
Income taxable on realised basis	(1.12)	1.12	-	-
Prepaid finance charges	9.80	(7.97)	-	1.83
Impairment on financial assets	225.27	(56.67)	-	168.60
Expenses allowable on payment basis	36.08	1.73	(4.50)	33.30
Total	259.68	(59.41)	(4.50)	195.77



M Power Micro Finance Private Limited
Notes to Financial Statements for the year ended March 31, 2024

(Amount in Lakhs)

2.07 Property, plant and equipment :

Particulars	Gross Carrying Amount			Depreciation		Net Block				
	As at April 1 2023	Addition	Disposal	As at March 31 2024	As at April 1 2023	For the Year	Elimination on disposal	As at March 31 2024	As at March 31, 2023	As at March 31, 2022
Vehicles	11.58	69.24	15.29	65.53	9.68	15.05	14.53	10.20	55.33	1.90
Furniture and Fixtures	14.17	1.69	-	15.86	12.59	0.54	-	13.13	2.73	1.58
Computers & Printers	12.72	8.64	-	21.36	9.44	3.85	-	13.29	8.07	3.29
Office Equipment	11.11	0.39	0.22	11.28	9.93	0.46	0.21	10.18	1.10	1.19
Total	49.60	79.96	15.51	114.03	41.63	19.90	14.74	46.80	67.23	7.96
Previous Year	100.13	0.32	50.85	49.60	87.18	2.76	48.31	41.63	7.96	12.95

Particulars	Gross Carrying Amount			Depreciation		Net Block				
	As at April 1 2022	Addition	Disposal	As at March 31 2023	As at April 1 2022	For the Year	Elimination on disposal	As at March 31, 2023	As at March 31, 2022	
Vehicles	11.58	-	-	11.58	8.82	0.87	-	9.68	1.90	2.77
Furniture and Fixtures	15.34	-	1.16	14.17	13.02	0.67	1.10	12.59	1.58	2.32
Computers & Printers	61.61	0.07	48.95	12.72	55.40	0.55	46.51	9.44	3.29	6.21
Office Equipment	11.60	0.25	0.74	11.11	9.95	0.68	0.70	9.93	1.19	1.65
Total	100.13	0.32	50.85	49.60	87.18	2.76	48.31	41.63	7.96	12.95
Previous Year	101.24	0.28	1.39	100.13	82.07	6.36	1.25	87.18	12.95	19.18

2.08 Other Intangible Assets :

Particulars	Gross Carrying Amount			Amortization		Net Block				
	As at April 1 2023	Addition	Disposal	As at March 31 2024	As at April 1, 2023	For the Year	Elimination on disposal	As at March 31, 2024	As at March 31, 2023	
Software	53.50	1.27	-	54.77	47.58	3.11	-	50.69	4.08	5.93
Total	53.50	1.27	-	54.77	47.58	3.11	-	50.69	4.08	5.93
Previous Year	52.19	1.31	-	53.50	44.02	3.56	-	47.58	5.93	8.17

Particulars	Gross Carrying Amount			Amortization		Net Block				
	As at April 1 2022	Addition	Disposal	As at March 31 2023	As at April 1, 2022	For the Year	Elimination on disposal	As at March 31, 2023	As at March 31, 2022	
Software	52.19	1.31	-	53.50	44.02	3.56	-	47.58	5.93	8.17
Total	52.19	1.31	-	53.50	44.02	3.56	-	47.58	5.93	8.17
Previous Year	45.19	7.00	-	52.19	40.07	3.95	-	44.02	8.17	5.13



M Power Micro Finance Private Limited
Notes to Financial Statements for the year ended March 31, 2024

(Amount in Lakhs)

2.09 Other non-financial assets

Particulars	As at March 31, 2024	As at March 31, 2023
Prepaid expenses	12.88	9.61
Others	4.69	2.57
Total	17.57	12.18

2.10 Trade Payables

Particulars	As at March 31, 2024	As at March 31, 2023
(i) Total outstanding dues of micro enterprises & small enterprises	-	-
(ii) Total outstanding dues of creditors other than micro enterprises & small enterprises	6.51	5.30
(iii) Unbilled trade payables	11.98	13.06
Total	18.49	18.36

Trade Payables Ageing
Ageing As at March, 31, 2024

Particulars	Unbilled Dues	Not Due	Outstanding from due date of payment#				Total
			< 6 months	6 months - 1 year	1-2 year	2-3 year	
MSME	-	-	-	-	-	-	-
Others	6.51	-	11.98	-	-	-	18.49
Disputed-MSME	-	-	-	-	-	-	-
Disputed-Others	-	-	-	-	-	-	-
Total	6.51	-	11.98	-	-	-	18.49

Ageing As at March, 31, 2023

Particulars	Unbilled Dues	Not Due	Outstanding from due date of payment#				Total
			< 6 months	6 months - 1 year	1-2 year	2-3 year	
MSME	-	-	-	-	-	-	-
Others	5.30	-	13.06	-	-	-	18.36
Disputed-MSME	-	-	-	-	-	-	-
Disputed-Others	-	-	-	-	-	-	-
Total	5.30	-	13.06	-	-	-	18.36

2.11 Borrowings (Other than Debt Securities) (Refer Note 4.01)

Particulars	As at March 31, 2024	As at March 31, 2023
Measured at amortised cost		
Secured		
Term loans		
from banks	1,546.21	482.91
from financial institutions	255.84	367.85
Vehicle loan		
from bank	58.40	-
Gross	1,860.45	850.76
Less: Unamortised borrowing cost	8.64	3.24
Net Total	1,851.81	847.52

Ben



M Power Micro Finance Private Limited
Notes to Financial Statements for the year ended March 31, 2024

(Amount in Lakhs)

2.12 Subordinated liabilities		As at March 31, 2024	As at March 31, 2023		
Particulars					
Measured at Amortised Cost					
Subordinated Debt (Tier II Capital)		-	500.00		
Total		-	500.00		
Details of Subordinated Debt (Tier II Capital)					
Particulars	As at March 31, 2024	As at March 31, 2023	Date of Redemption	Repayment Mode	No. of Installments Outstanding as at 31, March 2024
Unsecured Subordinated Debt (Tier II Capital)					
MAS Financial Services Limited	-	500.00	31-Mar-24	Bullet	-
Total	-	500.00			
2.13 Other financial liabilities					
Particulars	As at March 31, 2024	As at March 31, 2023			
Salary, Bonus and Performance Payable	44.75	25.92			
Contribution to Statutory Fund Payable	13.81	11.25			
Insurance Premium Payable	24.65	89.29			
Interest accrued but not due on borrowings	9.81	5.15			
Death Claim Payable	-	0.37			
Payable towards BC arrangement	6.48	4.56			
Payable on assignment	7.78	7.78			
Payable for expenses	5.11	7.60			
Instalment received in advance from customers	0.28	0.56			
Other Payables	1.15	0.03			
Total	113.82	152.51			
2.14 Provisions					
Particulars	As at March 31, 2024	As at March 31, 2023			
Provision For employee benefit					
For Compensated Leave	52.28	47.79			
For Gratuity	98.91	84.50			
Provision for loss on collection in BC Arrangement	40.20	131.12			
Total	191.39	263.41			
2.15 Other non-financial liabilities					
Particulars	As at March 31, 2024	As at March 31, 2023			
Statutory dues payable / statutory remittances					
Dividend Payable	154.49	154.49			
TDS payable	12.36	7.95			
GST Payable	41.22	25.68			
Security deposits against cash Handelling	0.06	2.82			
Total	208.13	190.94			

[Handwritten signature]



M Power Micro Finance Private Limited
Notes to Financial Statements for the year ended March 31, 2024

(Amount in Lakhs)

Particulars	As at March 31, 2024	As at March 31, 2023
2.16 Share capital		
Equity shares		
Authorized share capital :		
33,00,00,000 (March 31, 2023: 3,30,00,000) equity shares of Rs.10/- each	3,300.00	3,300.00
	3,300.00	3,300.00
Issued and subscribed capital comprises :		
2,88,39,094 (March 31, 2023: 2,80,12,011) equity shares of Rs.10/- each	2,883.91	2,801.20
Total issued, subscribed and fully paid-up share capital	2,883.91	2,801.20

a. Reconciliation of shares outstanding as at the beginning and at the end of the reporting period:

Particulars	As at March 31, 2024		As at March 31, 2023	
	No. of Shares	Amount	No. of Shares	Amount
At the beginning of the year	2,80,12,011	2,801.20	1,92,20,846	1,922.08
Add: Issued during the year	8,27,083	82.71	87,91,165	879.12
Outstanding at the end of the year	2,88,39,094	2,883.91	2,80,12,011	2,801.20

Terms of Issue:

The Company has single class equity shares having a par value of Rs. 10/- per equity share. Accordingly, all equity shares rank equally with regard to dividends and share in the Company's residual assets. The equity shares are entitled to receive dividend as declared from time to time subject to payment of dividend to preference shareholders. In the event of liquidation of the Company, the holders of equity shares will be entitled to receive the residual assets of the Company, remaining after distribution of all preferential amounts in proportion to the number of equity shares held.

The details of shareholder holding more than 5% equity shares are set below:

Name of Shareholder	As at March 31, 2024			As at March 31, 2023		
	% of Voting Rights	No. of Shares	% of holding	No. of Shares	% of holding	% change during the year
K M Viswanathan	16.89%	48,71,667	16.89%	48,71,667	17.39%	
India Nivesh Capitals Limited	38.11%	1,09,89,646	38.11%	1,09,89,646	39.23%	
K Santhanam	10.11%	29,16,667	10.11%	29,16,667	10.41%	
Aayushman Nuwal	10.55%	30,41,666	10.55%	24,16,666	8.63%	
Total	75.66%	2,18,19,646	75.66%	2,11,94,646	75.66%	

Shareholding of Promoters

Promoter Name	As at March 31, 2024			As at March 31, 2023		
	No. of Shares	% of holding	Number of shares	% of holding	% change during the year	
K M Viswanathan	48,71,667	16.89%	48,71,667	17.39%	-0.50%	
K V Balaji	7,50,000	2.60%	7,50,000	2.68%	-0.08%	

Handwritten signature and date: 18/03/24



M Power Micro Finance Private Limited
Notes to Financial Statements for the year ended March 31, 2024

(Amount in Lakhs)

Particulars	As at March 31,	
	2024	2023
Reserve u/s.45-IA of RBI Act, 1934	263.14	177.35
Securities Premium Account	1,204.96	1,188.42
Remeasurement of Defined Benefit Plans	47.64	49.44
Retained Earnings	(3,226.69)	(3,569.84)
Impairment Reserve	675.54	675.54
	(1,035.41)	(1,479.08)

Nature of Reserves:

1 Reserve u/s. 45-IA of the Reserve Bank of India Act, 1934 (the "RBI Act, 1934")
Reserve u/s. 45-IA of RBI Act, 1934 is created in accordance with section 45 IC(1) of the RBI Act, 1934. As per Section 45 IC(2) of the RBI Act, 1934, no appropriation of any sum from this reserve fund shall be made by the NBFC except for the purpose as may be specified by RBI.

2 Securities premium

Securities premium reserve is used to record the premium on issue of shares. The reserve can be utilised only for limited purposes in accordance with the provisions of section 52 of the Act.

3 Other Comprehensive Income

Remeasurement of the defined benefit plan

Remeasurement of the net defined benefit plan comprise actuarial gain or loss, return on plan assets excluding interest and the effect of asset ceiling, if any.

4 Impairment Reserve

The impairment reserve represents difference between provisions computed as per the IRAC norms and provisions computed as per the ECL method as per Para No. 2(b) of the RBI/2019-20/170 DOR (NBFC) CC PD No.109/22.10.106/2019-20 March 13, 2020.

(Amount in Lakhs)

3.01 Interest Income

Particulars	Year ended March 31,	
	2024	2023
On financial instruments measured at amortised cost		
Loans & Advances		
- On Financial assets measured at amortised cost	108.96	307.12
- On Financial Assets classified at fair value through other comprehensive income	-	-
Deposits with Banks	92.23	64.97
Total	201.19	372.09

3.02 Fees and commission Income

Particulars	Year ended March 31,	
	2024	2023
Commission & Brokerage Income	58.38	44.34
Professional & Consulting Fees	185.13	96.06
Service Fees	2,037.29	981.28
Total	2,280.80	1,121.68

3.03 Net Gain on fair value changes

Particulars	Year ended March 31,	
	2024	2023
(A) Net gain/(loss) on financial instruments at fair value through profit & loss		
On financial instruments designated at fair value through profit or loss	17.04	-
(B) Total Net gain/(loss) on fair value changes		
Fair Value changes :		
- Realised	17.04	-
- Unrealised	-	-
Total Net gain/(loss) on fair value changes	17.04	-

3.04 Other Income

Particulars	Year ended March 31,	
	2024	2023
Profit on sale of property, plant & equipment	1.90	0.26
Recovery of Bad debts	26.74	42.08
Provision no longer required	140.56	30.99
Interest on IT Refund	2.15	18.62
Others	0.37	0.16
Total	171.72	92.11

3.05 Finance costs

Particulars	Year ended March 31,	
	2024	2023
Interest on term loan	113.35	232.09
Interest on Subordinated liabilities **	86.32	137.22
Total	199.67	369.31

** Dividend on preference shares amounting to Nil (March 31,2023- Rs.51.13 Lakhs) treated as finance cost in accordance with Ind AS.

3.06 Fees and commission Expense

Particulars	Year ended March 31,	
	2024	2023
Brokerage & Commission Expenses	-	0.49
Total	-	0.49

3.07 Impairment on financial instruments

Particulars	Year ended March 31,	
	2024	2023
Impairment provision /(Provision reversal)		
- On Financial assets measured at Amortised Cost	65.52	(228.41)
- On Financial Assets classified at fair value through other comprehensive income	-	-
Impairment provision in Business Correspondance arrangement	0.49	3.26
Impairment provision of receivable in Assignemnt	-	(0.57)
Write off	-	353.54
Loss in Closure of Loan (Principal Waiver, Death Case Settlement etc)	9.20	13.71
Loss in Business Correspondance arrangement	245.54	-
Total	320.75	141.53

[Handwritten signature]



M Power Micro Finance Private Limited
Notes to Financial Statements for period ended March 31, 2024

(Amount in Lakhs)

3.08 Employee benefits expense

Particulars	Year ended March 31,	
	2024	2023
Salaries, other allowances and bonus	1,202.14	1,039.53
Compensated Leave absences	4.49	(3.58)
Contribution to provident and other funds	77.69	73.77
Gratuity expense	19.75	19.65
Staff welfare expense	69.38	53.33
Total	1,373.45	1,182.70

3.09 Depreciation and amortization expense

Particulars	Year ended March 31,	
	2024	2023
Depreciation of property, plant and equipment	19.90	2.76
Amortization of intangible assets	3.11	3.56
Total	23.01	6.32

3.10 Other Expenses

Particulars	Year ended March 31,	
	2024	2023
Rent and Maintenance	97.26	103.50
Rates & Taxes	19.82	13.28
Electricity Charges	8.57	9.03
Travelling & Communication Expenses	20.50	29.13
Printing and stationery	19.84	12.86
Membership fees	2.35	3.60
Director sitting fees	2.00	0.60
Insurance	3.58	2.92
Payment to Auditors	4.25	4.25
Postage & Courier expenses	10.54	8.47
Repairs & Maintenance	4.64	5.47
ROC Filing Fees	0.07	0.20
Software & licence expenses	44.26	29.18
Bank Charges	18.16	9.25
Legal and professional fees	33.90	26.96
Office expenses	15.74	13.67
Loss on sale/discarded of property, plant & equipment	-	1.87
Write off other receivables	-	0.46
Other Expenses	0.36	0.18
Stamp Duty on Equity Shares	0.01	0.04
Total	305.85	274.92

Payment to Auditors

As auditor:	Year ended March 31,	
	2024	2023
Audit fee	3.50	3.50
Tax Audit Fee	0.75	0.75
Total	4.25	4.25

3.11 Tax Expense

Particulars	Year ended March 31,	
	2024	2023

(a) The components of income tax expense for the years ended 31 March 2024 and 2023 are:

Current tax		
In respect of the current year	-	-
In respect of prior years	-	-
Deferred tax	19.08	59.41
Total tax expense	19.08	59.41

(b) Reconciliation of tax expense and the accounting profit multiplied by India's tax rate :

Profit before income tax expense	448.01	(389.39)
Applicable tax rate	25.17%	25.17%
Computed tax expense	112.76	(98.01)
Tax effect of adjustments:		
Tax on expenditure not considered for tax provision (net of allowance)	53.58	26.48
Tax amount on income not subject to tax	(44.79)	(11.82)
Utilisation of previously unrecognised tax losses	(102.48)	142.77
Excess provision in earlier years		
Impact of allowance of Provision 5% as per Section 36(1)(viiia) of IT act, 1961		
Income tax expense	19.08	59.41

[Handwritten signature]



M Power Micro Finance Private Limited
Notes to Financial Statements for the year ended March 31, 2024

(Amount in Lakhs)

4.01 Repayment Terms of borrowings (Refer Note 2.12)

Funder	Availment Date	Amount Outstanding 2023-24		Amount Outstanding 2022-23		Interest Rate	Repayment Terms	No. of Instalments Outstanding as at 31, March 2022
		Current Maturity	Long Term maturity	Current Maturity	Long Term maturity			
Secured Term Loan from Banks								
AU Small Finance Bank Ltd.	20-Feb-24	50.00	50.00	-	-	14.50%	Monthly	24
Axis Bank	07-Feb-24	5.00	5.00	-	-	9.15%	Monthly	24
Axis Bank	29-Nov-21	-	-	3.75	-	7.25%	Quarterly	-
Bank of Maharashtra	24-Jun-20	-	-	69.65	-	11.75%	Monthly	-
Bank of Baroda	01-Oct-21	145.83	-	250.00	145.83	9.35%	Monthly	7
Canara Bank	24-Sep-19	-	-	13.68	-	11.25%	Monthly	-
Secured Term Loan from financial institutions								
	29-Sep-23	249.16	138.72	-	-	14.00%	Monthly	18
	27-Mar-24	232.01	267.99	-	-	14.50%	Monthly	24
Hinduja Layland Finance Ltd	06-Jul-21	-	-	74.63	-	14.00%	Monthly	-
	31-Dec-21	-	-	122.39	-	14.00%	Monthly	-
	08-Mar-22	-	-	160.42	-	14.00%	Monthly	-
MAS Financial Services Limited	30-Nov-23	100.00	58.34	-	-	14.50%	Monthly	19
Vivriti Capital Private Limited	30-Jun-21	-	-	10.42	-	14.00%	Monthly	-
Vehicle Loan	29-Feb-24	250.00	250.00	-	-	14.50%	Monthly	24
HDFC Bank Ltd	22-Jul-23	7.06	51.34	-	-	8.90%	Monthly	77
Total		1,039.06	821.39	704.93	145.83			

(a) All term loans are secured against exclusive charge on the standard assets portfolio receivables pertaining to micro credit loans and cash collateral as per respective agreements.

(b) Vehicle loan is secured by hypothecation of vehicle financed by bank.



M Power Micro Finance Private Limited
Notes to Financial Statements for the year ended March 31, 2024

(Amount in Lakhs)

4.02 Earnings Per Share (EPS)

Particulars	As At March 31, 2024	As At March 31, 2023
Basic and Diluted earnings per share : Attributable to equity holders of the Company	1.53	(1.95)
Profit attributable to equity holders of the Company used in calculating basic earnings per share	428.94	(448.80)
Weighted average number of Equity shares used as the denominator in calculating basic and diluted earnings per share	2,80,14,271	2,30,16,171

4.03 Contingent Liabilities

Particulars	As At March 31, 2024	As At March 31, 2023
Contingently liable to Banks/Financial Institutions to the extent of Cash collateral deposits/security provided in respect of:		
Business correspondence transaction	1118.71	936.70
	1,118.71	936.70

4.04 Capital and other Commitments

The Company has no capital and other commitments as on March 31, 2024 (March 31, 2023 : NIL)

4.05 Capital

A) Capital management

The primary objectives of the Company's capital management policy are to ensure that the Company complies with externally imposed capital requirements and maintains strong credit ratings and healthy capital ratios in order to support its business and to maximise shareholder value.

The Company manages its capital structure and makes adjustments to it in light of changes in economic conditions and requirements of the financial covenants. In order to maintain or adjust the capital structure, the Company may adjust the amount of dividend payment to shareholders, return capital to shareholders or issue capital securities. No changes have been made to the objectives, policies and processes from the previous years. However, they are under constant review by the Board.

The Company endeavours to maintain its CRAR higher than the mandated regulatory norm. Accordingly, increase in capital is planned well in advance to ensure adequate funding for its growth.

B) Regulatory capital

Particulars	As at March 31, 2024	As at March 31, 2023
Tier I capital	1094.88	642.47
Tier II capital	(559.35)	(268.35)
Total Capital	535.53	374.12
Risk weighted assets	2394.01	1979.48
CRAR as a Percentage of Total Risk Weighted Assets (%)	22.37%	18.90%

Tier I capital consists of shareholders' equity and retained earnings.

Tier II capital consists of general provision and loss reserve against standard assets and subordinated debt (subject to prescribed discount rates and not exceeding 50% of Tier I).

[Handwritten signature]

4.06 Employee Benefit Plans

Defined benefit plans:

(A) Gratuity

The gratuity scheme is a defined benefit plan that provides for a lump sum payment to the employees on exit either by way of retirement, death or disability. The benefits are defined on the basis of final salary and the period of service.

These plans typically expose the Company to actuarial risks such as: interest rate risk, demographic risk and salary inflation risk

Interest rate risk:	The defined benefit obligation calculated uses a discount rate based on government bonds. All other aspects remaining same, if bond yields fall, the defined benefit obligation will increase.
Demographic risk:	This is the risk of variability of results due to unsystematic nature of decrements that include mortality, withdrawal, disability and retirement. The effect of these decrements on the defined benefit obligation is not straight forward and depends upon the combination of salary increase, discount rate and vesting criteria. It is important not to overstate withdrawals because in financial analysis the retirement benefit of a short career employee typically costs less per year as compared to a long service employee.
Salary Inflation risk:	All other aspects remaining same, higher than expected increases in salary will increase the defined benefit obligation.
Retirement Age:	It should be noted that in case of employees above retirement age, for the purpose of valuation it is assumed they will retire immediately & benefit is considered up to actual retirement age.
Asset Liability Mismatch:	This will come into play unless the funds are invested with a term of the assets replicating the term of the liability.
Actuarial Risk:	It is the risk that benefits will cost more than expected. This can arise due to one of the following reasons Adverse Salary Growth Experience: Salary hikes that are higher than the assumed salary escalation will result into an increase in Obligation at a rate that is higher than expected. Variability in mortality rates: If actual mortality rates are higher than assumed mortality rate assumption than the Gratuity benefits will be paid earlier than expected. Since there is no condition of vesting on the death benefit, the acceleration of cash flow will lead to an actuarial loss or gain depending on the relative values of the assumed salary growth and discount rate. Variability in withdrawal rates: If actual withdrawal rates are higher than assumed withdrawal rate assumption than the Gratuity benefits will be paid earlier than expected. The impact of this will depend on whether the benefits are vested as at the resignation date.
Investment Risk:	For funded plans that rely on insurers for managing the assets, the value of assets certified by the insurer may not be the fair value of instruments backing the liability. In such cases, the present value of the assets is independent of the future discount rate. This can result in wide fluctuations in the net liability or the funded status if there are significant changes in the discount rate during the inter-valuation period.
Liquidity Risk:	Employees with high salaries and long durations or those higher in hierarchy, accumulate significant level of benefits. If some of such employees resign / retire from the company there can be strain on the cash flows.
Market Risk:	Market risk is a collective term for risks that are related to the changes and fluctuations of the financial markets. One actuarial assumption that has a material effect is the discount rate. The discount rate reflects the time value of money. An increase in discount rate leads to decrease in Defined Benefit Obligation of the plan benefits & vice versa. This assumption depends on the yields on the corporate / government bonds and hence the valuation of liability is exposed to fluctuations in the yields as at the valuation date.





Legislative Risk/ Regulatory Risk: Legislative risk is the risk of increase in the plan liabilities or reduction in the plan assets due to change in the legislation / regulation. The government may amend the Payment of Gratuity Act thus requiring the companies to pay higher benefits to the employees. This will directly affect the present value of the Defined Benefit Obligation
And the same will have to be recognized immediately in the year when any such amendment is effective.

The disclosure as required by Ind AS 19 as per actuarial valuation regarding Employee Retirement Benefits Plan for Gratuity is as follows:

Expenses recognised in Statement of Profit and Loss in respect of these defined benefit plan are as follows:

Particulars	March 31, 2024	March 31, 2023
Current Service Cost	13.82	13.22
Past service cost		
Interest Expense on DBO	5.93	6.43
Defined Benefits cost included in P&L	19.75	19.65

Remeasurement effects recognized in Other Comprehensive Income (OCI)

Particulars	March 31, 2024	March 31, 2023
Actuarial (Gain)/Losses due to Demographic Assumption changes in DBO	-	-
Actuarial (Gain)/Losses due to Financial Assumption changes in DBO	1.23	1.71
Actuarial (Gain)/Losses due to Experience on DBO	1.18	(19.60)
Total Actuarial (Gain)/loss included in OCI	2.41	(17.90)

Net Defined Benefit Cost for the year

Particulars	March 31, 2024	March 31, 2023
Cost Recognised in P&L	19.75	19.65
Remeasurement Effect Recognised in OCI	2.41	(17.90)
Total Defined Benefit Cost	22.16	1.75

Funded Status and the amount recognised in the Balance Sheet for the Plan:

Net Asset/(Liability) Recognised in Balance Sheet	March 31, 2024	March 31, 2023
Present value of Unfunded obligation	98.91	84.50
Funded status [Surplus/(Deficit)] {Para 64(a)}	(98.91)	(84.50)
Net Liability	98.91	84.50
Recognised in balance sheet	(98.91)	(84.50)
Net Expense	(98.91)	(84.50)

Amounts Recognized in Other Comprehensive Income

Particulars	March 31, 2024	March 31, 2023
Opening cumulative other comprehensive Income	(66.08)	(48.18)
Net increasing in OCI	2.41	(17.90)
Total Recognised In Other Comprehensive Income	(63.67)	(66.08)

Changes In Present Value Of Defined Benefit Obligation And Reconciliation Thereof

Particulars	March 31, 2024	March 31, 2023
Present Value of Defined Benefits Obligation (Opening)	84.50	91.96
Interest Cost	5.93	6.43
Current Service Cost	13.82	13.22
Prior Service Costs		
Benefit payments from employer	(7.76)	(9.21)
Actuarial (Gains)/Loss	2.41	(17.90)
Present Value of Defined Benefits Obligation (Closing)	98.91	84.50

Handwritten signature



Reconciliation of Opening & Closing balances of plan assets:

Particulars	March 31, 2024	March 31, 2023
Fair Value of Plan Assets at end of prior year	-	-
Employer direct benefit payments	7.76	9.21
Benefits Pay-outs from employer	(7.76)	(9.21)
Actuarial Gain/(Loss)	-	-
Fair Value of assets at the End	-	-

Reconciliation Of Net Balance Sheet Liability:

Particulars	March 31, 2024	March 31, 2023
Net Balance sheet Asset/(Liability) Recognised at beginning	(84.50)	(91.96)
Amount Recognised In Accumulated Other Comprehensive Income/Loss at the beginning of the period	66.08	48.18
(Accrued)/ Prepaid benefit cost (Before adjustment) at beginning the of period	(150.58)	(140.14)
Net Periodic Benefit (Cost)/Income for the period excluding Para 64 (b)	(19.75)	(19.65)
Employer Contribution	-	-
Employers Direct Benefits Payments	7.76	9.21
Comprehensive Income/Loss at the end of the period	-	-
(Accrued)/Prepaid benefit cost (Before Adj) at end of period	(162.57)	(150.58)
Amount Recognised In Accumulated Other Comprehensive Income/Loss at the end of	63.67	66.08
Acquisition/Divestures/Transfer	-	-
Effect of the Limit in Para 64(b)	-	-
Net Balance Sheet Asset/Liab Recognised at the end of the period	(98.91)	(84.50)

Sensitivity Analysis

Significant actuarial assumptions for the determination of the defined benefit obligation are discount rate, expected salary increase and withdrawal rates. The sensitivity analysis below have been determined based on reasonably possible-changes of the assumptions occurring at the end of the reporting period, while holding all other assumptions constant. The results of sensitivity analysis is given below:

Particulars	March 31, 2024		March 31, 2023	
	Decrease	Increase	Decrease	Increase
Discount Rate (+ / - 100 basis points)	(7.40)	8.85	(6.83)	8.17
(% change due to sensitivity)	-7.48%	8.95%	-8.08%	9.67%
Salary Growth (+ / - 100 basis points)	7.77	(6.78)	7.62	(6.64)
(% change due to sensitivity)	7.85%	-6.86%	9.02%	-7.86%
Attrition Rate (+ / - 100 basis points)	1.62	1.87	(1.55)	1.77
(% change due to sensitivity)	-1.63%	1.89%	-1.83%	2.10%
Mortality Rate 10% UP				-0.04%

P.U.C method has been used. If an employee's service in later years will lead to a materially higher level of benefit than in earlier years, these benefits are attributed on a straight-line basis. The limitations are that in assessing the change other parameters are kept constant. As some of the assumptions may be correlated, it is unlikely that changes in assumptions will occur in isolation of one another.

There is no change from the previous period in the methods and assumptions used in the preparation of above analysis, except that the base rates have changed

Expected future benefits payable - Maturity profile of defined benefit obligation

Information on the maturity profile of the liabilities given below	March 31, 2024	March 31, 2023
Projected Benefit Obligation	98.91	84.50
Accumulated Benefits Obligation	63.48	48.58

Five Year Payouts	31-Mar-24	
	Discounted values / Present value	Undiscounted values / Actual value
Year (I)	4.94	5.08
Year (II)	2.91	3.29
Year (III)	4.70	5.52
Year (IV)	16.77	20.57
Year (V)	2.52	3.51
Next 5 year pay-outs (6-10 years)	7.93	13.77
Pay-outs Above Ten Years	59.13	177.83
Vested benefit Obligation as on March 31, 2024		86.42

Handwritten signature/initials in blue ink.



Summary of Employee Profile

Active Members As At	March 31, 2020	March 31, 2019	Increase
Number of Employees	550	522	5.09%
Total Monthly Salary	44.76	44.06	-1.57%
Average Monthly Salary	8,138	8,440	3.71%
Average past service	1.48	1.72	0.24
Average Age	28.3	28.3	0.21
Average future service	29.7	29.49	-0.21
Discontinuance Gratuity	59.79	68.39	14.39%
Vested Discontinuance Gratuity	0	38.910	0
Term of Liability	18.88	22.76	3.88

The key assumptions used for the purpose of the actuarial valuations were as follows:

Particulars	Valuations as at March 31, 2024	Valuations as at March 31, 2023
Financial Assumptions		
Discount Rate	7.22%	7.36%
Salary Escalation	9.00%	9.00%
Demographic Assumptions		
Attrition Rate	5.00%	5.00%
(Graded rates from Age 35 - 3.57%, From Age 40 - 2.38%, From Age 45 - 2%, From Age 50 - 1%)		
Mortality	Indian Assured Lives Mortality(2012-14) (Ultimate)	

Other Disclosures:

- (a) The company has not started funding the gratuity liability & has been following pay as you go method for setting the liability
- (b) The weighted average duration of the obligations as at March 31, 2024 is 18.68 years (March 31, 2023: 17.96 Years)

(B) Compensated absences

The Company operates an earned leave scheme for employees. The employees are entitled to compensated absences benefits based on the last drawn basic salary and number of days of leave accumulated based on the policy of the Company.

Maturity Profile

Particulars	As at March 31, 2024	As at March 31, 2023
Present value of unfunded obligations	52.28	47.79
Expense recognised in the Statement of Profit and Loss	4.49	(3.58)
Discount rate (p.a.)	7.22%	7.36%
Salary escalation rate (p.a.)	9.00%	9.00%

[Handwritten signature]



M Power Micro Finance Private Limited
Notes to Financial Statements for the year ended March 31, 2024

(Amount in Lakhs)

4.07 Financial Risk Management

Risk is an integral part of the Company's business and sound risk management is critical to the success. As a financial intermediary, the Company is exposed to risks that are particular to its lending and the environment within which it operates and primarily includes credit, liquidity and market risks. The Board of Directors of the Company are responsible for the overall risk management approach and for approving the risk management strategies and principles. The Company has adopted credit and risk policy to ensure that Company's financing portfolio remains of sound quality, portfolio growth is supported and credit risk is being managed in a manner that minimizes creation of Non-Performing Assets (NPAs).

The Company has adopted credit and risk policies that deals with identifying, capturing, evaluating and reporting of risk. The risk management process ensures that the risk associated with the functioning of the Company are identified, controlled and mitigated.

I. Credit Risk

Credit risk is the risk that a customer or counterparty will default on its contractual obligations resulting in financial loss to the Company. The Company's main income generating activity is lending to customers and therefore credit risk is a principal risk. Credit risk mainly arises from loans and advances and trade receivables. For a micro finance institution, this assumes more significance since the lending that is carried out is not backed by any collaterals.

The credit risk policy of the Company deals with the following:

- (i) To ensure that all the risks associated with the functioning of the Company are identified, controlled and mitigated.
- (ii) Laying down procedures regarding managing and mitigating the risk through Integrated Risk Management Systems, Strategies and Mechanisms.
- (iii) Dealing with issues relating to credit policies and procedure and manage the credit risk, operational risk, management of policies and process.
- (iv) Oversight over implementation of risk and other policies including KYC Policies.

Risk Identification

Credit risk may originate in one or multiple of following ways mentioned below:

- (i) Adverse selection of members for group formation eg. (bogus members, defaulters, etc.)
- (ii) Gap in credit assessment of borrower's credit worthiness (Failure to collect KYC documents, verify residential address, assess income source, etc.)
- (iii) Undue Influence of Animator/Representative on group members (misuses of savings of group, etc.)
- (iv) Sanction of higher loan amount
- (v) Improper use of loan amount than the designated activity
- (vi) Over-concentration in any geography/branch/zone etc
- (vi) Change in the savings pattern/meeting pattern of group post availing loan (eg. failure of members to deposit minimum savings amount each month, absence of members from meetings, etc.)

Risk assessment and measurement

Company is having a robust risk assessment framework in the form of separate Audit Department to address each of the identified risks. The following is the framework implemented in order to ensure assessment and mitigation of risk.

- (i) Selection of client base for group formation
- (ii) Adequate audit activity is carried out for Selection of women borrowers who are then brought together for JLG formation. (eg. members with same level of income, only one member from family, annual household income, etc.)
- (iii) Adequate Training and Knowledge of JLG operations
- (iv) Credit worthiness of customers and credit bureau check



M Power Micro Finance Private Limited
Notes to Financial Statements for the year ended March 31, 2024

(Amount in Lakhs)

Risk Monitoring

Risk Monitoring is a very strong tool to ensure that things are going in expected manner and if something found in terms of deviation corrective action is taken immediately. Monitoring is a continuous process which mainly covers following aspects:

- (i) De-dupe process / credit check - to verify whether applicant has loan from Mpower or another FIs.
- (ii) Home Verification - visit to customers residence to assess the livelihood condition of applicant.
- (iii) Reference check
- (iv) Group Recognition Test
- (v) Cash flow analysis of customer
- (vi) Loan utilisation check
- (vii) Surprise center visit
- (viii) Overdue account watch.

Risk Mitigation

Risk Mitigation or risk reduction is defined as the process of reducing risk exposures and/or minimizing the likelihood of incident occurrence.

The following risk mitigation measures has been suggested at each stage of loan life cycle:

- (i) Loan Origination - site screening, independent visit by BM/BRM, adequate training to officers.
- (ii) Loan underwriting - credit bureau check to ensure borrowing by customer is within the parameters prescribed by RBI.
- (iii) Loan Pre and Post Disbursement - disbursement at the branch premises and in the bank account only, tracking to avoid misuse of funds.
- (iv) Loan monitoring - Risk Manager / Senior Officer to conduct surprise visit to group meeting, reminder of payment of emis on time, etc.
- (v) Loan collection and recovery - monitor repayments. It is the Company's policy to ensure that a robust risk awareness is embedded in its organisational risk culture. Employees are expected to take ownership and be accountable for the risks the Company is exposed to that they decide to take on. Continuous training and development emphasises that employees are made aware of the Company's risk appetite and they are supported in their roles and responsibilities to monitor and keep their exposure to risk within the Company's risk appetite limits. Compliance breaches and internal audit findings are important elements of employees' annual ratings and remuneration reviews.

Impairment assessment

An impairment analysis is performed at each reporting date based on the facts and circumstances existing on that date to identify expected losses on account of time value of money and credit risk. For the purposes of this analysis, the loan receivables are categorised into groups based on days past due. Each group is then assessed for impairment using the ECL model as per the provisions of Ind AS 109 - financial instruments.

Stage Assessment

As per the provision of Ind AS 109 general approach all financial instruments are allocated to stage 1 on initial recognition. However, if a significant increase in credit risk is identified at the reporting date compared with the initial recognition, then an instrument is transferred to stage 2. If there is objective evidence of impairment, then the asset is credit impaired and transferred to stage 3.

The Group considers a financial instrument defaulted and therefore Stage 3 (credit-impaired) for ECL calculations in all cases when the borrower becomes 90 days past due on its contractual payments.

For financial assets in stage 1, the impairment calculated based on defaults that are possible in next twelve months, whereas for financial instrument in stage 2 and stage 3 the ECL calculation considers default event for the lifespan of the instrument.

As per Ind AS 109, the Group assesses whether there is a significant increase in credit risk at the reporting date from the initial recognition. The Group has staged the assets based on the days past due criteria and other market factors which significantly impacts the portfolio.



M Power Micro Finance Private Limited
Notes to Financial Statements for the year ended March 31, 2024

(Amount in Lakhs)

Rating	Loans days past due	Stages	Provisions
High grade	Not yet due	Stage I	12 Month Provision
Standard grade	1-30 DPD	Stage I	12 Month Provision
Sub-standard grade	30-60 DPD	Stage II	Remaining Period Provision
Past due but not impaired	60-89 DPD	Stage II	Remaining Period Provision
Individually impaired	90 DPD or More	Stage III	Remaining Period Provision

Probability of Default

Probability of Default (PD) describes the probability of a loan to eventually falling into Stage 3. PD percentage is calculated for each loan account separately and is determined by using available historical observations.

PD for stage 1: is derived as percentage of all loans in stage 1 moving into stage 3 in 12-months' time.

PD for stage 2: is derived as percentage of all loans in stage 2 moving into stage 3 for the remaining period of the loans under observation.

PD for stage 3: is derived as 50% considering that the default occurs as soon as the loan becomes overdue for 90 days which matches the definition of stage 3.

Loss Given Default (LGD)

The Loss Given Default is an estimate of the loss arising in the case where a default occurs at a given time. It is based on the difference between the contractual cash flows due and those that the lender would expect to receive. LGD rates have been computed internally based on the discounted recoveries in NPA accounts that are closed/ written off/ repossessed and upgraded during the year. When estimating ECLs on a collective basis for a group of similar assets, the Company applies the same principles for assessing whether there has been a significant increase in credit risk since initial recognition.

Exposure at default (EAD)

Exposure at default (EAD) is the sum of outstanding principal and the interest amount accrued but not received on each loan as at reporting date.

Significant Increase in credit risk

The internal rating model evaluates the loans on an ongoing basis. The rating model also assesses if there has been a significant increase in credit risk since the previously assigned risk grade. One key factor that indicates significant increase in credit risk is when contractual payments are more than 30 days past due.

Company's financial assets measured on a collective basis

For Stage 3 assets ECL is calculated on an individual basis. For stages 1 and 2 the internal rating model analysis past trends, income level and other combinations. The loss estimation for these pools is hence done on a collective basis.

Analysis of inputs to the ECL model under multiple economic scenarios

Adjusting the ECL to reflect the expected changes (if any) in the economic environment for forward looking information in the form of management overlay.

Based on the historical loss experience, adjustments need to be made on the average PD computed to give effect of the current conditions which is done through management overlay by assigning probability weightages to different scenarios. The methodology and assumptions used for estimating future cash flows should be reviewed regularly so that there is minimum difference between expected loss and the actual loss expenses.

II. Asset Liability Management

Asset and Liability Management (ALM) is defined as the practice of managing risks arising due to mismatches in the asset and liabilities. Company's funding consists of both long term as well as short term sources with different maturity patterns and varying interest rates. On the other hand, the asset book comprises of loans of majority of similar duration and interest rates. Maturity mismatches are therefore common and has an impact on the liquidity and profitability of the company. It is necessary for Company to monitor and manage the assets and liabilities in such a manner to minimize mismatches and keep them within reasonable limits.



M Power Micro Finance Private Limited
Notes to Financial Statements for the year ended March 31, 2024

The objective of this policy is (i) - To create mechanism to compute and monitor periodically the maturity pattern of the liabilities and assets of Mpower. (ii) - To ascertain in percentage terms the nature and extent of mismatch in different maturity buckets, especially the 1-30/31days bucket and (iii) to ascertain the extent and nature of cumulative mismatch in different buckets.

The scope of ALM function can be described as follows:

- (i) Liquidity risk management
- (ii) Interest Rate risk management
- (iii) Capital Adequacy

Liquidity Risk

Measuring and managing liquidity needs are vital for effective operation. Liquidity management can reduce the probability of an adverse situation developing. Mpower measures the liquidity positions on an ongoing basis and it is tracked through maturity or cash flow mismatches. As a non-deposit taking NBFC, Mpower depends on the following sources of liquidity: (a) Operating cash on hand, (b) Funds held as short-term investments like Fixed Deposits, (c) Loans from Banks/FIs and (d) Collection from Customers (e) Direct Assignment (f) Securitisation.

For determining the appropriate mix of available funding sources utilized to ensure company liquidity is managed prudently and appropriately, the Mpower considers the current economic and market environment, near-term loan growth projections and long-term strategic business decisions.

Liquidity ratios

Advances to borrowings ratios

Particulars	2024	2023
Year end	1.17	0.92
Maximum	1.20	1.05
Minimum	0.70	1.00
Average	0.99	0.98

Borrowings from banks and financial institutions and issue of debentures are considered as important sources of funds to finance lending to customers. They are monitored using the advances to borrowings ratio, which compares loans and advances to customers as a percentage of secured and unsecured borrowings

The table below provide details regarding the contractual maturities of significant financial assets and liabilities as on:-

Maturity pattern of assets and liabilities as on 31 March, 2024

Particulars	Upto 1 month							Total
	1 to 2 month	2 to 3 months	3 to 6 months	6 months to 1 year	1 to 2 years	2 to 5 years	Over 5 years	
Borrowings (other than debt securities)	92.23	93.15	93.61	283.66	476.43	777.75	27.73	1,860.45
Subordinated debts	-	-	-	-	-	-	-	-
Total	92.23	93.15	93.61	283.66	476.43	777.75	27.73	1,860.45
Cash and bank balance	544.19	-	-	-	-	-	-	544.19
Deposits	-	61.94	3.88	323.29	483.57	467.86	-	1,340.54
Receivables	-	5.44	-	-	-	-	-	5.44
Loans	39.41	44.53	44.83	144.68	312.53	627.44	941.48	2,154.90
Total	583.60	111.91	48.71	467.97	796.10	1,095.30	941.48	4,045.07

Handwritten signature/initials in blue ink.



M Power Micro Finance Private Limited
Notes to Financial Statements for the year ended March 31, 2024

(Amount in Lakhs)

Particulars	Maturity pattern of assets and liabilities as on 31 March, 2023						Total
	Upto 1 month	1 to 2 month	2 to 3 months	3 to 6 months	6 months to 1 year	1 to 2 years	
Borrowings (other than debt securities)	97.45	85.54	79.60	190.87	251.47	145.83	850.76
Subordinated debts	-	-	-	-	500.00	-	500.00
Total	97.45	85.54	79.60	190.87	751.47	145.83	1,350.76
Cash and bank balance	458.91	-	-	-	-	-	458.91
Deposits	72.18	4.20	4.89	63.95	315.84	793.06	1,254.13
Receivables	-	8.20	-	1.87	-	-	10.07
Loans	66.11	64.97	60.02	157.76	103.97	4.94	1,374.91
Total	597.20	77.37	64.91	223.57	419.81	797.99	3,098.01

Market Risk

Market Risk is the risk that the fair value or the future cash flows of a financial instrument will fluctuate because of changes in market factor. Such changes in the values of financial instruments may result from changes in the interest rates and other market changes. The Company is exposed to two types of market risk as follows:

Interest Rate Risk

Interest rate risk is the risk that the future cash flows of a financial instrument will fluctuate because of changes in market interest rates.

We are subject to interest rate risk, principally because we lend to clients at fixed interest rates and for periods that may differ from our funding sources, while our borrowings are at both fixed and variable interest rates for different periods. We assess and manage our interest rate risk by managing our assets and liabilities. Our Asset Liability Management Committee evaluates asset liability management, and ensures that all significant mismatches, if any, are being managed appropriately.

Management of Interest Margin

The spread or interest margin, otherwise known as "Interest Margin", is the difference between the return on assets and the expenses paid on liabilities. In terms of the RBI MFI Directions, the interest rate charged to the customer shall be lower of the (a) the cost of funds plus margin of 10% or (b) the average base rate of the five largest commercial banks by assets multiplied by 2.75. As the interest margin is capped at 10% in terms of RBI MFI Directions, the Company ensures to avail borrowing at such cost of funds that allows to maintain interest margin of 10% and to have better control over operational expenses.

The sensitivity analysis have been carried out based on the exposure to interest rates for borrowings and loans given.

Particulars	As at March 31, 2024		As at March 31, 2023	
	Increase	Decrease	Increase	Decrease
Borrowings				
Interest Rate (0.5% Movement)	(9.26)	9.26	(4.24)	4.24
Loans Given				
Interest Rate (0.5% Movement)	10.77	(10.77)	6.87	(6.87)



M Power Micro Finance Private Limited
Notes to Financial Statements for the year ended March 31, 2024

(Amount in Lakhs)

Price Risk

The Company's exposure to price risk is not material.

Prepayment risk

Prepayment risk is the risk that the Company will incur a financial loss because its customers and counterparties repay or request repayment earlier or later than expected. The Company generally preclose the loans at the time of sanctioning fresh loan to the customer and hence loss on account of pre-closure has been observed to be minimal.

III. Operational and business risk

Operational risk is the risk of loss arising from systems failure, human error, fraud or external events. When controls fail to operate effectively, operational risks can cause damage to reputation, have legal or regulatory implications, or lead to financial loss. The Company cannot expect to eliminate all operational risks, but it endeavours to manage these risks through a control framework and by monitoring and responding to potential risks. Controls include effective segregation of duties, access, authorisation and reconciliation procedures, staff education and assessment processes, such as the use of internal audit.

Handwritten signature or initials in blue ink.



M Power Micro Finance Private Limited
Notes to Financial Statements for the year ended March 31, 2024

(Amount in Lakhs)

4.08 Fair value Measurement

(i) Methods and assumptions used to estimate the fair values

The fair values of the financial assets and liabilities are included at the amount at which the instrument could be exchanged in a current transaction between willing parties, other than in a forced or liquidation sale.

The following methods and assumptions were used to estimate the fair values:

- The carrying amounts of receivables and payables which are short term in nature such as trade receivables, other bank balances, deposits, loans to employees, trade payables, payables for acquisition of non-current assets, loans from banks and cash and cash equivalents are considered to be the same as their fair values.
- Fair value of loans held under a business model that is achieved by both collecting contractual cash flows and partially selling the loans through partial assignment to willing buyers and which contain contractual terms that give rise on specified dates to cash flows that are solely payments of principal and interest are designated under FVOCI. The fair value of these loans have been determined under level 3.
- The fair values of long term security deposits taken, non-current borrowings and remaining non-current financial liabilities are based on discounted cash flows using a current borrowing rate. They are classified as level 3 fair values in the fair value hierarchy due to the use of unobservable inputs.
- For financial assets and liabilities that are measured at fair value, the carrying amounts are equal to the fair values.

(ii) Categories of financial instruments

The Company uses the following hierarchy for determining and disclosing the fair value of financial instruments by valuation technique:

- Level 1: unadjusted quoted prices in active markets for identical assets or liabilities.
- Level 2: directly or indirectly observable market inputs, other than Level 1 inputs; and
- Level 3: inputs which are not based on observable market data

Particulars	As at March 31, 2024		As at March 31, 2023	
	Carrying values	Fair value	Carrying values	Fair value
Financial assets				
Measured at amortised cost :				
Cash and Bank balances	1,884.73	1,884.73	1,713.03	1,713.03
Loans	1,584.73	1,584.73	870.26	870.26
Other financial assets	326.56	326.56	213.32	213
Total Financial assets	3,796.02	3,796.02	2,796.61	2,796.61
Financial liabilities				
Measured at amortised cost :				
Borrowings (Other than Debt Securities)	1,851.81	1,851.81	847.52	847.52
Subordinated liabilities	-	-	500.00	500.00
Other financial liabilities	113.82	113.82	152.51	152.51
Total Financial liabilities	1,965.63	1,965.63	1,500.03	1,500.03

AK

(Amount in Lakhs)

4.09 Revenue from Contracts with Customers

Particulars	As At March 31, 2024	As At March 31, 2023
Type of income		
Fees and commission Income	2,280.80	1,121.68
Others	-	-
Total revenue from contracts with customers	2,280.80	1,121.68
Geographical markets		
India	2,280.80	1,121.68
Outside India	-	-
Total revenue from contracts with customers	2,280.80	1,121.68
Timing of revenue recognition		
Services transferred at a point in time	2,280.80	1,121.68
Services transferred over time	-	-
Total revenue from contracts with customers	2,280.80	1,121.68

Contract Balances

Particulars	As At March 31, 2024	As At March 31, 2023
Contract Asset		
Fees, commission and other receivables	5.44	10.07
	5.44	10.07
Contract Liabilities		
Servicing liability	-	-
	-	-

4.10 Disclosure as required by Indian Accounting Standard(Ind AS) 108 Operating Segments

The Company's business activity falls within a single business segment, ie. Micro Financial Institution lending to Self-help group of women and therefore, segment reporting in terms of Ind AS 108 on Segment Reporting is not applicable.

4.11 Related Party Disclosures

Relationships

Key Managerial Personnel and their relatives having significant influence Mr. K M Vishwanathan
Mr. K V Balaji
Uma Sundari

Related party transactions

The following table provides the total amount of transactions that have been entered into with related parties for the relevant financial year :

Transaction During the year:-

A. The details of Managerial Remuneration

	For the year March 31	
	2024	2023
Mr. K M Vishwanathan	67.50	49.44
Mr. K V Balaji	62.50	43.26

B. Details of salary paid

	2024	2023
Uma Sundari	18.67	13.20

C. Rent Paid

	2024	2023
Mr. K M Vishwanathan	-	1.28





M Power Micro Finance Private Limited
Notes to Financial Statements for the year ended March 31, 2024

(Amount in Lakhs)

4.12 Disclosure of dues to Micro and Small Enterprises as defined under the Micro and Small Enterprise Development (MSMED) Act, 2006

Based on and to the extent of information received by the Company from the suppliers during the year regarding their status under the Micro Small and Medium Enterprises Development Act, 2006 (MSMED Act), the relevant particulars for the years ended 31 March 2024 and 31 March 2023 are furnished below:

Particulars	As at March 31, 2024	As at March 31, 2023
Principal amount remaining unpaid to any supplier as at the end of the accounting year	-	-
Interest due thereon remaining unpaid to any supplier as at the end of the accounting year	-	-
The amount of interest paid along with the amounts of the payment made to the supplier beyond the appointed day	-	-
The amount of interest due and payable for the year	-	-
The amount of interest accrued and remaining unpaid at the end of the accounting year	-	-
The amount of further interest due and payable even in the succeeding year, until such date when the interest dues as above are	-	-

Note:

Dues to Micro and Small Enterprises have been determined to the extent such parties have been identified on the basis of information collected by the Management. This has been relied upon by the auditors.

4.13 Assignment /Securitisation of Loan Portfolio

The information of securitisation and transfer of loan exposure by the Company as required by RBI circular RBI/DOR/2021-22/85 DOR.STR.REC.53/21.04.177/2021-22 and RBI/DOR/2021-22/86 DOR.STR.REC.51/21.04.048/2021-22 dated 24 September 2021 is as under :

- a. During the year, the company has not done any securitization/ assignment of loan portfolio (Previous Year: Nil).
- b. During the year, the company has not purchased or sold non-performing financial assets (Previous Year: Nil)



M Power Micro Finance Private Limited
Notes to Financial Statements for the year ended March 31, 2024

(Amount in Lakhs)

4.14 Disclosures in Financial Statements- Notes to Accounts of NBFCs refer to circular RBI/2022-23/26 DOR.ACC.REC.No.20/21.04.018/2022-23 Scale Based Regulation (SBR) dated 19th April 2022

(a) Exposure to Real Estate Sector, Capital Market, Intra-group and Unhedged foreign currency

The Company does not have any direct or indirect exposure to the real estate sector, Capital Market, Intra-group and Unhedged foreign currency as at March 31, 2024 (March 31, 2023 : Nil).

(b) Sectoral exposure

Sectors	As at March 31, 2024		As at March 31, 2023		Percentage of Gross NPAs to total exposure in that sector
	Total Exposure (includes on balance sheet and off-balance sheet exposure)	Gross NPAs	Total Exposure (includes on balance sheet and off-balance sheet exposure)	Gross NPAs	
1. Agriculture and Allied Activities	1549.71	473.69	1023.57	632.19	38.89%
2. Industry					
i) Chemicals & chemical products					
ii) Engineering					
iii) Food Manufacturing and Processing					
iv) Textiles					
Others	618.03	552.49	602.07	551.39	33.92%
Total of Industry(i+ii+iii+iv+Others)	2167.74	1026.18	1625.64	1183.57	72.81%
3. Services					
i) Professional					
ii) Recreational					
Others					
Total of Services(i+ii+iii+Others)					
4. Personal Loans					
i) ...					
ii) ...					
Others					
Total of Personal Loans(i+ii+...+Others)					
5. Others, if any (please specify)					
i) Trade					
ii) Transport					
iii) Others					
Total of Others					

(c) Related party transaction

The Company has not entered in any kind of agreement with Directors and other related parties in respect of advance, borrowings deposits etc as at March 31, 2024 (March 31, 2023 : Nil).

(d) Disclosure of complaints

(i) Summary information on complaints received by the NBFCs from customers and from the Offices of Ombudsman

Particulars	As at March 31, 2024	As at March 31, 2023
1. Number of complaints pending at beginning of the year	-	-
2. Number of complaints received during the year	16	3
3. Number of complaints disposed during the year	16	3
4. Number of complaints pending at the end of the year	-	-
5. Number of maintainable complaints received by the NBFC from Office of Ombudsman	-	-
6. Number of Awards unimplemented within the stipulated time (other than those appealed)	-	-

(ii) Top five grounds of complaints received by the NBFCs from customers

Grounds of complaints, (i.e. complaints relating to)	Number of complaints pending at the beginning of the year	Number of complaints received during the year	% increase/decrease in the number of complaints received over the previous year	Number of complaints pending at the end of the year	Of 5, number of complaints pending beyond 30 days
As at March 31, 2024					
Ground 1	-	-	-	-	-
Ground 2	-	-	-	-	-
Ground 3	-	-	-	-	-
Ground 4	-	-	-	-	-
Ground 5	-	16	433.33%	-	-
Others	-	-	-	-	-
Total	-	16	433.33%	-	-
As at March 31, 2023					
Ground 1	-	-	-	-	-
Ground 2	-	-	-	-	-
Ground 3	-	-	-	-	-
Ground 4	-	-	-	-	-
Ground 5	-	3	-40.00%	-	-
Others	-	-	-	-	-
Total	-	3	-40.00%	-	-

* The List of Grounds of complaints given below are indicative only.

1. Credit Cards	2. Difficulty in operation of accounts	3. Mis-selling	4. Recovery Agents/ Direct Sales Agents
5. Loans and advances	6. Levy of charges without prior notice/ excessive	7. Non-observance of fair practices code	8. Staff behaviour
9. Facilities for customers visiting the office/ adherence to prescribed working hours, etc	10. Others		

10



M Power Micro Finance Private Limited
Notes to Financial Statements for the year ended March 31, 2024

4.15 Exposure to Real Estate Sector, both Direct & Indirect

The Company does not have any direct or indirect exposure to the real estate sector as at March 31, 2024 (March 31, 2023 : Nil).

4.16 Pricing of Loans

The Average Interest Rate on Borrowing and charged on loans during the financial year 2023-2024 is as under :

- Average cost of borrowings computed on average quarterly balance of outstanding borrowings and average monthly balance of outstanding borrowings for the year 2023-24 is 15.07% and 14.57% respectively.
- Average interest charged calculated on average quarterly balance of outstanding portfolio and average monthly balance of outstanding portfolio for the year 2023-24 is 27.25% and 28.05% respectively.

The company has calculated above average lending rate and effective cost of borrowing as per the Board approved Policy on Pricing of Microfinance Loans framed as prescribed in master directions issued by Reserve Bank of India no. DNBR.PD.008/03.10.119/2016-17 read with circular DoR. FIN.REC.95/03.10.038/2021-22 dated 14th March ,2022. .

4.17 Qualifying Asset

As specified in the RBI Master Direction – Master Direction – Non Banking Financial Company – Non Systematically Important Non-Deposit taking Company (Reserve Bank) Directions, 2016 issued with reference number DNBR.PD.007/03.10.119/2016-17 dated September 1, 2016 and as amended from time to time., the company has maintained the qualifying asset percentage as stated below:

	As at March 31, 2024	As at 31 March, 2023
Qualifying Assets		
Receivables under financing Activities	2,154.90	1,374.91
Total Assets	4,232.14	3,294.85
Less: Cash & Bank balances	544.19	458.91
Less : Fair Value Gain	-	-
Less : Securitisation POS	-	-
Less: Security Deposit against Term Loans & BC	1,340.54	1,254.13
Net Assets**	2,347.41	1,581.82
QA	91.80%	86.92%

**The company has derived the Net assets by reducing cash in hand, balances with bank and cash collateral with financial institutions and Banks from the total assets for this computation.



M Power Micro Finance Private Limited
Notes to Financial Statements for the year ended March 31, 2024

4.18 Disclosure Pursuant to Reserve Bank of India Notification DNBR.008/CGM (CDS) - 2015 Dated March 27, 2015

Particulars	As At March 31, 2024	As At March 31, 2023
Liabilities Side :		
1 Loans and Advances availed by the NBFC inclusive of interest accrued thereon but not paid:		
a) Debenture	-	-
- Secured	-	-
- Unsecured	-	-
(other than falling within the meaning of public deposits)		
b) Deferred Credits	-	-
c) Term loans	1,860.45	850.76
d) Inter Corporate Loans and borrowings	-	-
e) Commercial Paper	-	-
f) Other Loans (Borrowings under Securitisation Arrangement)	-	-
Assets Side :		
2 Break-up of Loans and Advances including bills receivables [other than those included in (4) below]		
a) Secured	-	-
b) Unsecured	2,154.90	1,374.91
(Note: represents the Loan Portfolio less provision)		
3 Break up of Leased Assets and stock on hire and other assets counting towards AFC activities		
(i) Lease assets including lease rentals under sundry debtors :		
(a) Financial lease	-	-
(b) Operating lease	-	-
(ii) Stock on Hire including Hire Charges under sundry Debtors:		
(a) Assets on hire	-	-
(b) Repossessed Assets	-	-
(iii) Other loans counting towards AFC activities		
(a) Loans where assets have been repossessed	-	-
(b) Loans other than (a) above	-	-
4 Break-up of Investments :		
1 Quoted:		
(i) Shares	-	-
(a) Equity	-	-
(b) Preference	-	-
(ii) Debentures and Bonds	-	-
(iii) Units of mutual funds	-	-
(iv) Government Securities	-	-
(v) Others (please specify)	-	-



M Power Micro Finance Private Limited
Notes to Financial Statements for the year ended March 31, 2024

2 Unquoted:			
(i) Shares	-	-	-
(a) Equity	-	-	-
(b) Preference	-	-	-
(ii) Debentures and Bonds	-	-	-
(iii) Units of mutual funds	-	-	-
(iv) Government Securities	-	-	-
(v) Others (please specify)	-	-	-
Long Term investments:			
1 Quoted:			
(i) Shares	-	-	-
(a) Equity	-	-	-
(b) Preference	-	-	-
(ii) Debentures and Bonds	-	-	-
(iii) Units of mutual funds	-	-	-
(iv) Government Securities	-	-	-
(v) Others (please specify)	-	-	-
2 Unquoted:			
(i) Shares	-	-	-
(a) Equity	-	-	-
(b) Preference	-	-	-
(ii) Debentures and Bonds	-	-	-
(iii) Units of mutual funds	-	-	-
(iv) Government Securities	-	-	-
(v) Others (please specify)	-	-	-

5 Borrower Group-wise Classification of Assets financed as in (2) and (3) above

Category	Amount net of provisions			
	As at March 31, 2024		As at March 31, 2023	
	Secured	Unsecured	Secured	Unsecured
1 Related Parties				
a) Subsidiaries	-	-	-	-
b) Companies in the same group	-	-	-	-
c) Other related parties	-	-	-	-
2 Other than Related parties	-	2,154.90	-	1,374.91
Total	-	2,154.90	-	1,374.91

Handwritten signature or mark



M Power Micro Finance Private Limited
Notes to Financial Statements for the year ended March 31, 2024

6 Investor group-wise Classification of Assets financed as in (2) and (3) above

Category	Market Value/ Break up or fair value or NAV	Book Value (Net of Provision)
1 Related Parties		
a) Subsidiaries	-	-
b) Companies in the same group	-	-
c) Other related parties	-	-
2 Other than Related parties	-	-
Total	-	-

7 Other Information

Particulars	As At March 31, 2024	As At March 31, 2023
(i) Gross Non Performing Assets		
(a) Related parties	-	-
(b) Other than related parties	1,020.11	920.06
(ii) Net Non-Performing Assets		
(a) Related parties	-	-
(b) Other than related parties	508.65	454.64

4.19 Capital Adequacy Ratio

Refer Note 4.05

4.20 Asset liability management maturity pattern of certain items of assets and liabilities as at March 31, 2024

Refer Note 4.07

Handwritten signature or initials.



M Power Micro Finance Private Limited
Notes to Financial Statements for the year ended March 31, 2024

4.21 Comparison between provisions required under Income recognition, asset classification and provisioning (IRACP) and impairment allowances as per Ind AS 109 'Financial instruments'

As at 31 March, 2024

Asset Classification as per RBI Norms	Asset classification as per Ind AS 109		Gross Carrying Amount as per Ind AS		Loss Allowances (Provisions) as required under Ind AS 109		Net Carrying Amount		Provisions required as per IRACP norms		Difference between Ind AS 109 provisions and IRACP norms
	1	2	3	4	5=3-4	6	7=4-6				
Performing Assets											
Standard			1,134.51	58.68	1,075.83	-	1,075.83	-	58.68		
			0.29	0.03	0.26	-	0.26	-	0.03		
Subtotal			1,134.79	58.71	1,076.08	-	1,076.08	-	58.71		
Non-Performing Assets (NPA)											
Substandard			128.48	64.24	64.24	23.98	64.24	23.98	40.26		
Doubtful - up to 1 year			891.63	447.22	444.41	1,173.23	444.41	1,173.23	(726.01)		
1 to 3 years			1,020.11	511.46	508.65	1,197.21	508.65	1,197.21	(685.75)		
Subtotal for doubtful											
Loss			1,020.11	511.46	508.65	1,197.21	508.65	1,197.21	(685.75)		
Subtotal for NPA											
Other items such as guarantees, loan commitments, etc. which are in the scope of Ind AS 109 but not covered under current Income Recognition, Asset Classification and Provisioning (IRACP) norms			-	-	-	-	-	-	-		
			-	-	-	-	-	-	-		
			-	-	-	-	-	-	-		
			-	-	-	-	-	-	-		
Subtotal											
Stage 1			1,134.51	58.68	1,075.83	-	1,075.83	-	58.68		
Stage 2			0.29	0.03	0.26	-	0.26	-	0.03		
Stage 3			1,020.11	511.46	508.65	1,197.21	508.65	1,197.21	(685.75)		
Total			2,154.90	570.17	1,584.73	1,197.21	1,584.73	1,197.21	(627.04)		

Handwritten signature or initials.



M Power Micro Finance Private Limited
Notes to Financial Statements for the year ended March 31, 2024

As at 31 March, 2023

Asset Classification as per RBI Norms	Asset classification as per Ind AS 109		Loss Allowances (Provisions) as required under Ind AS 109		Provisions required as per IRACP norms		Difference between Ind AS 109 provisions and IRACP norms
	1	2	3	4	5=3-4	6	
Performing Assets							
Standard		Stage 1	450.78	38.88	411.90	-	38.88
		Stage 2	4.08	0.35	3.73	-	0.35
Additional Provision (refer note below)							
Subtotal			454.86	39.22	415.63	-	39.22
Non-Performing Assets (NPA)							
Substandard		Stage 3	104.08	52.04	52.04	104.70	(52.66)
Doubtful - up to 1 year		Stage 3	815.98	413.38	402.59	1,075.49	(662.11)
1 to 3 years		Stage 3	920.06	465.42	454.63	1,180.19	(714.76)
Subtotal for doubtful							
Loss		Stage 3	920.06	465.42	454.63	1,180.19	(714.76)
Subtotal for NPA							
Other items such as guarantees, loan commitments, etc. which are in the scope of Ind AS 109 but not covered under current Income Recognition, Asset Classification and Provisioning (IRACP) norms			-	-	-	-	-
Subtotal							
		Stage 1	-	-	-	-	-
		Stage 2	-	-	-	-	-
		Stage 3	-	-	-	-	-
		Stage 1	450.78	38.88	411.90	-	38.88
		Stage 2	4.08	0.35	3.73	-	0.35
		Stage 3	920.06	465.42	454.63	1,180.19	(714.76)
Total			1,374.91	504.65	870.26	1,180.19	(675.54)

Handwritten signature or mark.

M Power Micro Finance Private Limited
Notes to Financial Statements for the year ended March 31, 2024

4.22 Analytical Ratios

Particulars	As at March 31, 2024		As at March 31, 2023		% of Variance	Reasons for variance (if above 25%)
	Numerator	Denominator	Ratio	Ratio		
Capital to risk-weighted assets ratio (CRAR)	535.53	2,394.01	22.37%	18.90%	3.47%	
Tier I CRAR	1,094.88	2,394.01	45.73%	32.46%	13.28%	NA
Tier II CRAR	(559.35)	2,394.01	-23.36%	-13.56%	-9.81%	NA
Liquidity Coverage Ratio *	NA	NA	NA	NA	NA	NA

* LCR is not applicable to company as asset size is not more than Rs. 100 Cr as per the RBI circular no. RBI/2019-20/88 DOR.NBFC(PD) CC.No. 102/03. 10.00/1/2019-20 dated November 04, 2019.


No funds have been advanced or loaned or invested (either from borrowed funds or share premium or any other sources or kind of funds) by the Company to or in any other person(s) or entity(ies), including foreign entities ("intermediaries") with the understanding, whether recorded in writing or otherwise, that the intermediary shall lend or invest in party identified by or on behalf of the Company (Ultimate Beneficiaries). The Company has not received any fund from any party(s) (Funding Party) with the understanding that the Company shall whether, directly or indirectly lend or invest in other persons or entities identified by or on behalf of the Company ("Ultimate Beneficiaries") or provide any guarantee, security or the like on behalf of the Ultimate Beneficiaries.


4.23 Additional Regulatory Information detailed in Clause WB of General Instructions given in Part I of Division III of the Schedule III to the Companies Act, 2013 are furnished to the extent applicable to the Company.

4.24 Previous year's figures have been regrouped / reclassified wherever necessary to correspond with the current year's classification/disclosure.

As per our report of even date
For **G. M. Kapadia & Co**
Chartered Accountants
Firm Regn No. 104767W





Atul Shah
Partner
Membership No. 039569




For and on behalf of the Board of Directors


R. M. Vishwanth
CEO & Director
DIN: 02778043


Rekha Ahuja
Head Accounts & Finance


K. V. Balaji
COO & Director
DIN: 02776220


Biraj Pancholi
Company Secretary
Mem. No. A34135

Date: August 21, 2024
Place: Mumbai